


DOR-SLF eLearning Instructions – Create/Access Account

Section A

Step 1: Visit our [Governments](#) or [Assessors](#) web page

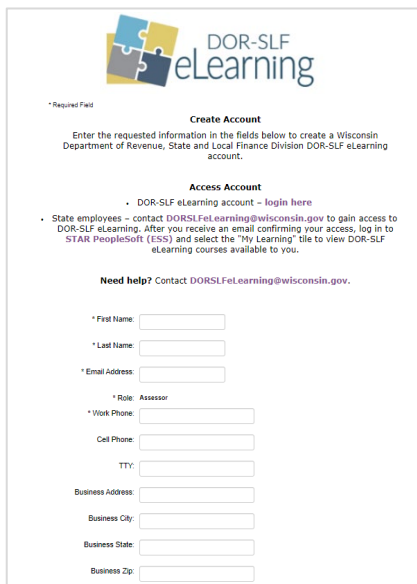


- DOR's online learning management system for assessors
- Your access to the Annual Assessor Meeting

[Login](#) | [Register](#) | [Help](#)

Step 2: Create a DOR-SLF eLearning Account

- [Registration login](#) (Note: Only use this link to create your account)
- Enter the requested information to create a Wisconsin Department of Revenue, State and Local Finance Division DOR-SLF eLearning account
- After your registration is approved, you'll receive a confirmation email from DORSLFeLearning@wisconsin.gov
- Note:** If you are a state employee, do not register here, see Section B on page 2



Create Account
Enter the requested information in the fields below to create a Wisconsin Department of Revenue, State and Local Finance Division DOR-SLF eLearning account.

Access Account
• DOR-SLF eLearning account – login here
• State employees – contact DORSLFeLearning@wisconsin.gov to gain access to DOR-SLF eLearning. After you receive an email confirming your access, log in to STAR PeopleSoft (ESS) and select the "My Learning" tile to view DOR-SLF eLearning courses available to you.

Need help? Contact DORSLFeLearning@wisconsin.gov.

* Required Field

* First Name:

* Last Name:

* Email Address:

* Role: Assessor

* Work Phone:

Cell Phone:

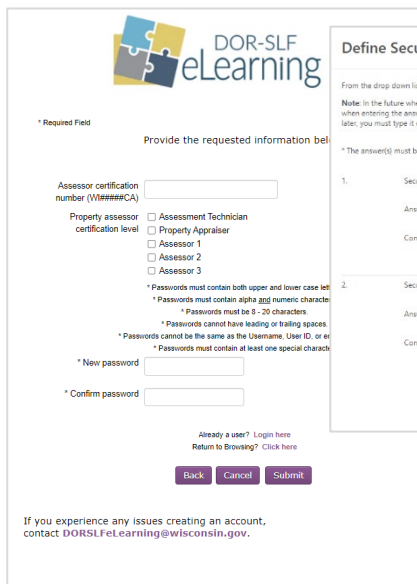
TTY:

Business Address:

Business City:

Business State:

Business Zip:



Define Security Questions

From the drop down list(s) below, select question(s) that can be used later to confirm your identity should you forget your password.

Note: In the future when answering a security question you must enter the answer EXACTLY as you typed it here. Answers are case-sensitive, so if you use capital (upper-case) letters when entering the answer now, you will need to also capitalize those letters when answering the question later. Also, if entering a date as an answer, when answering the question later, you must type it exactly as you did on this screen, using the same dashes, hyphens or other characters as you enter now.

* The answer(s) must be at least 3 characters in length.

1. Security Question:

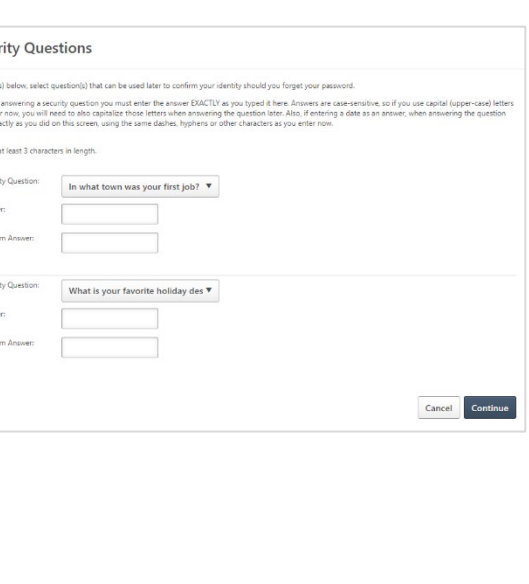
Answer:

Confirm Answer:

2. Security Question:

Answer:

Confirm Answer:



Provide the requested information below

* Required Field

Assessor certification number (WI####CA)

Property assessor certification level

Assessment Technician

Property Appraiser

Assessor 1

Assessor 2

Assessor 3

* Passwords must contain both upper and lower case letters

* Passwords must contain alpha and numeric characters

* Passwords must be 8 - 20 characters

* Passwords cannot have leading or trailing spaces

* Passwords cannot be the same as the Username, User ID, or email

* Passwords must contain at least one special character

* New password

* Confirm password

Already a user? [Login here](#)

[Return to Browsing?](#) [Click here](#)

If you experience any issues creating an account, contact DORSLFeLearning@wisconsin.gov.

Step 3: Logging in to DOR-SLF eLearning

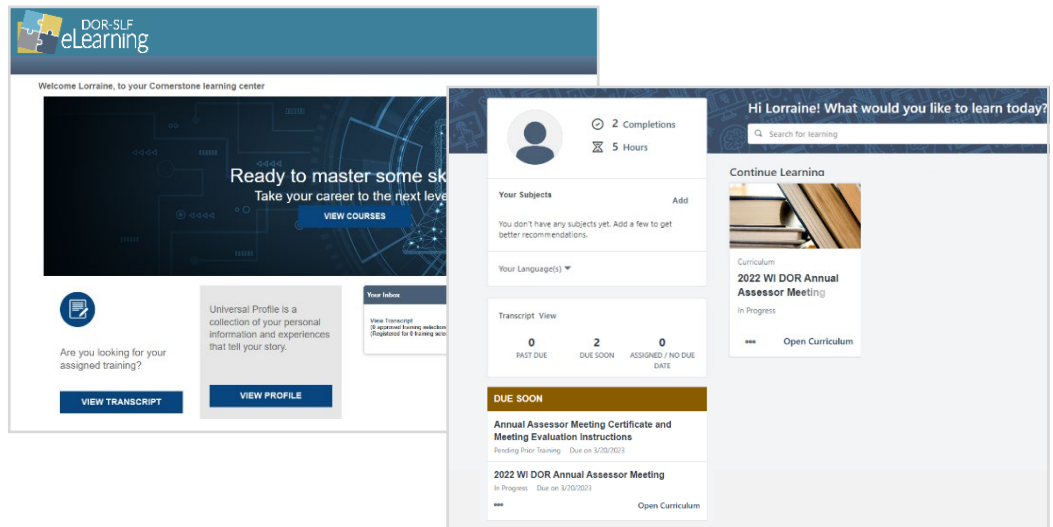
Welcome to Cornerstone

Username

Password

[Forgot Username?](#) | [Forgot password?](#)

- [Log in](#) to Cornerstone to access your DOR-SLF eLearning account (we suggest saving the login page as a browser favorite)
- DOR-SLF eLearning home page – click VIEW COURSES to see available courses, including the 2022 Annual Assessor Meeting



The collage shows three screenshots of the DOR-SLF eLearning interface. The first screenshot is the login page with fields for Username and Password, and a 'Log In' button. The second screenshot is the home page for a user named Lorraine, displaying 'Ready to master some skills' and 'Take your career to the next level' with a 'VIEW COURSES' button. The third screenshot is a dashboard for Lorraine, showing '2 Completions' and '5 Hours' of training, a 'Your Subjects' section, and a 'Continue Learning' section with a '2022 WI DOR Annual Assessor Meeting' card.

Section B

State Employees

Follow these steps to gain access to DOR-SLF eLearning

1. Contact DORSLFeLearning@wisconsin.gov to gain access to DOR-SLF eLearning
2. After you receive an email confirming your access, log in to [STAR PeopleSoft \(ESS\)](#) and select the "My Learning" tile to view DOR-SLF eLearning courses available to you

Need help?

If you experience any issues with DOR-SLF eLearning, contact DORSLFeLearning@wisconsin.gov.