

# 1A Wisconsin income tax

# 2010

Complete form using **BLACK INK**

Note

DO NOT STAPLE

Your social security number		Spouse's social security number	
Your legal last name		Legal first name	
If a joint return, spouse's legal last name		Spouse's legal first name	
Home address (number and street). If you have a PO Box, see page 6.		Apt. No.	
City or post office		State	Zip code

**Campaign fund** If you want \$3 to go to the State Election Campaign Fund and the Democracy Trust Fund, check here.  You  Your spouse  
Designating an amount will not change your tax or refund.

**Tax district** Check below then fill in either the name of city, village, or town and the county in which you lived at the end of 2010.  
 City  Village  Town

**Filing status**

- Single
  - Married filing joint return (even if only one had income)
  - Head of household
- Also, check here if married.



Fill in qualifying person's name ▼

City, village, or town ▶ \_\_\_\_\_

County of ▶ \_\_\_\_\_

School district number (see page 23) \_\_\_\_\_

Special conditions  \_\_\_\_\_

Print numbers like this → 0 1 2 3 4 5 6 7 8 9 **NO COMMAS; NO CENTS**

ENCLOSE withholding statements

1	Wages, salaries, tips, etc. (see page 7)	1	.00
2	Interest (see page 8)	2	.00
3	Ordinary dividends (from line 9a of federal Form 1040A or 1040)	3	.00
4	Capital gain distributions (see page 8)	4	.00
5	Unemployment compensation (from worksheet, page 8)	5	.00
6	Taxable IRA distributions, pensions, and annuities (see page 8)	6	.00
7	Add lines 1 through 6	7	.00
8	IRA deduction (see page 10)	8	.00
9	Student loan interest deduction (see page 10)	9	.00
10	Medical care insurance deduction (see page 10)	10	.00
11	Add lines 8 through 10	11	.00
12	Subtract line 11 from line 7. This is your Wisconsin income	12	.00
13	If your parent (or someone else) can claim you (or your spouse) as a dependent, check here ▶	13	<input type="checkbox"/>
14	Fill in the <b>standard deduction</b> for your filing status from table, page 31. <b>But</b> if you checked line 13, fill in amount from worksheet, page 11	14	.00
15	Subtract line 14 from line 12. If line 14 is larger than line 12, fill in 0	15	.00
16	<b>Exemptions</b> (Caution: see page 11)		
	a Fill in exemptions from your federal return _____ x \$700 ..	16a	.00
	b Check if 65 or older <input type="checkbox"/> You + <input type="checkbox"/> Spouse = _____ x \$250 ..	16b	.00
	c Add lines 16a and 16b	16c	.00
17	Subtract line 16c from line 15. If line 16c is larger than line 15, fill in 0. This is your taxable income	17	.00
18	Tax. Use amount on line 17 to find your tax using table, page 24	18	.00
19	Armed forces member credit (must be stationed outside U.S., see page 12)	19	.00
20	School property tax credit		
	a Rent paid in 2010—heat included _____ .00	} Find credit from table page 13 ..	20a _____ .00
	Rent paid in 2010—heat not included _____ .00		
	b Property taxes paid on home in 2010 _____ .00	} Find credit from table page 14 ..	20b _____ .00
21	Working families tax credit, see page 14	21	.00
22	Married couple credit. Complete schedule on reverse side	22	.00
23	Add lines 19 through 22. This is the total of your credits	23	.00
24	Subtract line 23 from line 18. If line 23 is larger than line 18, fill in 0. This is your net tax	24	.00

PAPER CLIP payment here










**NO COMMAS; NO CENTS**

**25** Fill in net tax from line 24 ..... **25** ..... **.00**

**26** Sales and use tax due on out-of-state purchases (see page 15) ..... **26** ..... **.00**

**27** Advance earned income credit (see page 16) ..... **27** ..... **.00**

**28** Donations (decreases refund or increases amount owed)

<b>a</b> Endangered resources  ..... <b>.00</b>	<b>f</b> Firefighters memorial  ..... <b>.00</b>
<b>b</b> Packers football stadium  ..... <b>.00</b>	<b>g</b> Prostate cancer research  ..... <b>.00</b>
<b>c</b> Breast cancer research  ..... <b>.00</b>	<b>h</b> Military family relief  ..... <b>.00</b>
<b>d</b> Veterans trust fund  ..... <b>.00</b>	<b>i</b> Second Harvest  ..... <b>.00</b>
<b>e</b> Multiple sclerosis  ..... <b>.00</b>	Total (add lines a through i) ..... <b>28j</b> ..... <b>.00</b>

**29** Add lines 25, 26, 27, and 28j ..... **29** ..... **.00**

**30** Wisconsin income tax withheld. Enclose withholding statements ..... **30** ..... **.00**

**31** 2010 estimated tax payments and amount applied from 2009 return ... **31** ..... **.00**

**32** Earned income credit (see page 17)  
 Qualifying Federal  
 children ▶ credit ... **.00** x % = ... **32** ..... **.00**

**33** Homestead credit. Attach Schedule H or H-EZ ..... **33** ..... **.00**

**34** Eligible veterans and surviving spouses property tax credit (see page 17) **34** ..... **.00**

**35** Add lines 30 through 34 ..... **35** ..... **.00**

**36** If line 35 is more than line 29, subtract line 29 from line 35. This is the **AMOUNT YOU OVERPAID** **36** ..... **.00**

**37** Amount of line 36 you want **REFUNDED TO YOU** ..... **37** ..... **.00**

**38** Amount of line 36 you want **applied to your 2011 estimated tax** ..... **38** ..... **.00**

**39** If line 35 is less than line 29, subtract line 35 from line 29. This is the **AMOUNT YOU OWE** ... **39** ..... **.00**

**40** Underpayment interest. Fill in exception code – See Sch. U → [ ] **40** ..... **.00**  
 (See page 19)

**Third Party Designee** Do you want to allow another person to discuss this return with the department (see page 20)?  **Yes** Complete the following.  **No**

Designee's name ▶	Phone no. ▶ ( )	Personal identification number (PIN) ▶	[ ] [ ] [ ] [ ] [ ] [ ] [ ] [ ] [ ] [ ]
-------------------	-----------------	--	---

**Sign below** Under penalties of law, I declare that this return and all attachments are true, correct, and complete to the best of my knowledge and belief.

Your signature	Spouse's signature (if filing jointly, BOTH must sign)	Date	Daytime phone ( )
----------------	--	------	-------------------

**Mail your return to:** Wisconsin Department of Revenue

*If tax due* ..... PO Box 268, Madison WI 53790-0001

*If homestead credit claimed* ..... PO Box 34, Madison WI 53786-0001

*If refund or no tax due* ..... PO Box 59, Madison WI 53785-0001

**Married Couple Credit When Both Spouses Are Employed**

	(A) YOURSELF	(B) YOUR SPOUSE
<b>1</b> Wages, salaries, tips, and other employee compensation from line 1 of Form 1A. Do not include deferred compensation or scholarships and fellowships that are not reported on a W-2 .... <b>1</b>	<b>.00</b>	<b>.00</b>
<b>2</b> IRA deduction, if any, from line 8 of Form 1A. .... <b>2</b>	<b>.00</b>	<b>.00</b>
<b>3</b> Subtract line 2 from line 1 ..... <b>3</b>	<b>.00</b>	<b>.00</b>
<b>4</b> Compare amounts in columns (A) and (B) of line 3. Fill in the smaller amount here. If more than \$16,000, fill in \$16,000 ..... <b>4</b>		<b>.00</b>
<b>5</b> Rate of credit is .03 (3%) ..... <b>5</b>		<b>X .03</b>
<b>6</b> Multiply line 4 by line 5. Round the result and fill in here and on line 22 of Form 1A. Do NOT fill in more than \$480 ..... <b>6</b>		<b>.00</b>



**C** For Department Use Only

[ ]	[ ]	[ ]
-----	-----	-----