

# 1A Wisconsin income tax

Complete form using BLACK INK



# 2002




Place label here or print

Your last name		First name and middle initial		You must fill in your social security number	
If a joint return, spouse's last name		First name and middle initial		You must fill in spouse's social security number	
Home address (number and street)					
City or post office				State	Zip code
<b>Filing status</b> (check only one box) <input type="checkbox"/> Single <input type="checkbox"/> Married filing joint return (even if only one had income) <input type="checkbox"/> Head of household (with qualifying person). Fill in qualifying person's name.		<b>Tax district</b> Check proper box and fill in name of city, village, or town, and the county in which you lived at the end of 2002. <input type="checkbox"/> City <input type="checkbox"/> Village <input type="checkbox"/> Town		<b>State election campaign fund</b> If you want to designate \$20 of your tax to go to this fund, fill in the code number for the party of your choice. This designation will increase your tax, but you are automatically allowed a credit that offsets that increase. See page 5 for further information.	
		<b>County of</b> _____ <b>School district</b> Fill in your school district number (see page 24)		<b>Political party and code number:</b> Democratic ..... 1 Republican ..... 2 Wisconsin Greens ..... 3 Libertarian ..... 4 Constitution ..... 5 General Account ..... 6	
				Enter code number <input type="checkbox"/> You <input type="checkbox"/> Spouse	

ENCLOSE withholding statements

1 Wages, salaries, tips, etc. (see page 5)	1		.00
2 Interest (see page 6)	2		.00
3 Ordinary dividends (from line 9 of federal Form 1040A or 1040)	3		.00
4 Capital gain distributions (see page 6)	4		.00
5 Taxable unemployment compensation. Complete worksheet on page 6	5		.00
6 Taxable IRA distributions, pensions and annuities, and social security benefits (see page 6)	6		.00
7 Add lines 1 through 6	7		.00
8 IRA deduction (from line 17 of federal Form 1040A or line 24 of Form 1040)	8	.00	
9 Student loan interest deduction	9		.00
10 Add lines 8 and 9	10		.00
11 Subtract line 10 from line 7. This is your Wisconsin income	11		.00
12 If your parent (or someone else) can claim you as a dependent, check here	12	<input type="checkbox"/>	
13 Fill in the <b>standard deduction</b> for your filing status from table, page 16. <b>But if</b> you checked the box on line 12, fill in amount from worksheet, page 8	13		.00
14 Subtract line 13 from line 11. If line 13 is larger than line 11, fill in 0	14		.00
15 Deduction for exemptions (from line 6 of Exemption Worksheet on page 9)	15a		.00
<b>b</b> Fill in number of dependents (do not count yourself or your spouse)		You    Spouse	
<b>c</b> If you (or your spouse if filing joint) were <b>age 65 or over</b> , check here		<input type="checkbox"/> <input type="checkbox"/>	
16 Subtract line 15a from line 14. If line 15a is larger than line 14, fill in 0. This is your taxable income	16		.00
17 Tax. Use amount on line 16 to find your tax using table, page 17	17		.00
18 Armed forces member credit (must be stationed outside U.S., see page 9)	18		.00
19 School property tax credit			
a Rent paid in 2002—heat included	.00	}	Find credit from table page 10 ... <b>19a</b>
Rent paid in 2002—heat not included	.00		
b Property taxes paid on home in 2002	.00	}	Find credit from table page 11 ... <b>19b</b>
20 Working families tax credit—if line 11 is less than \$10,000 (\$19,000 if married filing joint), see page 11	20		.00
21 Married couple credit. Complete schedule on reverse side	21		.00
22 Add lines 18 through 21. This is the total of your credits	22		.00
23 Subtract line 22 from line 17. If line 22 is larger than line 17, fill in 0. This is your net tax	23		.00

PAPER CLIP payment here

24	Fill in net tax from line 23	24	.00
25	Packers football stadium donation (decreases refund or increases amount owed) 	25	.00
26	Sales and use tax due on out-of-state purchases (see page 12)	26	.00
27	Endangered resources donation (decreases refund or increases amount owed) 	27	.00
28	Add lines 24 through 27	28	.00
29	Wisconsin income tax withheld. Enclose withholding statements	29	.00
30	2002 estimated tax payments and amount applied from 2001 return	30	.00
31	Earned income credit (see page 13). Qualifying Federal children  credit . . . . .00 x % = . .	31	.00
32	Homestead credit. Attach Schedule H	32	.00
33	Add lines 29 through 32	33	.00
34	If line 33 is more than line 28, subtract line 28 from line 33. This is the <b>AMOUNT YOU OVERPAID</b>	34	.00
35	Amount of line 34 you want <b>REFUNDED TO YOU</b>	35	.00
36	Amount of line 34 you want <b>applied to your 2003 estimated tax</b>	36	.00
37	If line 33 is less than line 28, subtract line 33 from line 28. This is the <b>AMOUNT YOU OWE</b>	37	.00
38	Underpayment interest. Also include on line 37	38	.00

**Sign below** Under penalties of law, I declare that this return and all attachments are true, correct, and complete to the best of my knowledge and belief.

Your signature \_\_\_\_\_ Spouse's signature (if filing jointly, BOTH must sign) \_\_\_\_\_ Date \_\_\_\_\_

**Mail your return to:** Wisconsin Department of Revenue  
 If tax due ..... PO Box 268, Madison WI 53790-0001  
 If homestead credit claimed ..... PO Box 34, Madison WI 53786-0001  
 If refund or no tax due ..... PO Box 59, Madison WI 53785-0001

For Department Use Only  
 R M Y T M A N D A P C

### Married Couple Credit When Both Spouses Are Employed

When completing this schedule, be sure to fill in your income in column (A) and your spouse's income in column (B)

	(A) YOURSELF	(B) YOUR SPOUSE
1 Wages, salaries, tips, and other employee compensation from line 1 of Form 1A. Do not include deferred compensation or scholarships and fellowships that are not reported on a W-2. <span style="float:right">1</span>	.00	.00
2 IRA deduction, if any, from line 8 of Form 1A <span style="float:right">2</span>	.00	.00
3 Subtract line 2 from line 1 <span style="float:right">3</span>	.00	.00
4 Compare amounts in columns (A) and (B) of line 3. Fill in the smaller amount here. If more than \$16,000, fill in \$16,000 <span style="float:right">4</span>		.00
5 Rate of credit is .03 (3%) <span style="float:right">5</span>		x .03
6 Multiply line 4 by line 5. Fill in here and on line 21 on reverse side. <span style="float:right">6</span>		. Do not fill in more than \$480

