

Schedule **FC-A**

Farmland Preservation Credit

2013

Wisconsin
Department of Revenue

Enclose with Wisconsin
Form 1, 1NPR, 2, 4, 4T, or 5

Legal name(s) shown on Form 1, 1NPR, 2, 4, 4T, or 5 Social Security Number or FEIN

Caution: Schedule FC-A may only be filed if your farm is covered by an original or modified farmland preservation agreement entered into on or after July 1, 2009, or located in a farmland preservation zoning district. See "Which Schedule to File" on page 1 of the instructions.



Check here if this is an amended Schedule FC-A

Questions Questions 1 through 6 must be answered (see instructions, page 3).

- 1 a Individuals - Were you a legal resident of Wisconsin for all of 2013? (If "No," you do not qualify.) . . . 1a Yes No
b Corporations - Were you organized under the laws of Wisconsin? (If "No," you do not qualify.) 1b Yes No
2 Enter the number of farms on which this claim is based 2 FARMS
3 Is each farm on which this claim is based in compliance with applicable soil and water conservation plans and standards? (If there was an outstanding notice at the end of 2013 of noncompliance issued against any farm, answer "No.") 3 Yes No
4 Have you paid, or are you legally responsible for paying, the 2013 property taxes levied against the qualifying acres to which this claim relates? 4 Yes No
5 Did each farm on which this claim is based produce gross farm revenues of at least \$6,000 during 2013 or a total of at least \$18,000 during 2011, 2012, and 2013 combined? 5 Yes No
6 If any farm(s) on which this claim is based was used by someone else who met the requirement in question 5, what is the name and address of that person(s)?

PAPER CLIP Schedule FC-A behind Wisconsin tax return


Credit Computation Complete the schedule on page 2. Fill in the amounts from the schedule on lines 7, 9, and 11, as applicable. Print numbers like this -> 0 1 2 3 4 5 6 7 8 9 NO COMMAS; NO CENTS

- 7 Qualifying acres located in a farmland preservation zoning district and subject to a farmland preservation agreement entered into after July 1, 2009 (from schedule, page 2) 7 _____ ACRES
8 Multiply line 7 by \$10 8 _____ .00
9 Qualifying acres located in a farmland preservation zoning district, but not subject to a farmland preservation agreement entered into after July 1, 2009 (from schedule, page 2) 9 _____ ACRES
10 Multiply line 9 by \$7.50 (round result to the nearest dollar) 10 _____ .00
11 Qualifying acres subject to a farmland preservation agreement entered into after July 1, 2009, but not located in a farmland preservation zoning district (from schedule, page 2) 11 _____ ACRES
12 Multiply line 11 by \$5 12 _____ .00
13 FARMLAND PRESERVATION CREDIT - Add lines 8, 10, and 12 13 _____ .00

Fill in the credit from line 13 on line 44b of Form 1, line 69b of Form 1NPR, line 20b of Form 2, or (for corporations) Part II of Schedule CR.

Sign Here This farmland preservation credit claim and all enclosures are true, correct, and complete to the best of my knowledge.

Claimant's signature Date

Note: Fill in below the number of farms on which your claim is based. Complete a separate schedule for each farm (see page 3). 

QUALIFYING ACRES SCHEDULE 1 OF _____

Step 1 Enter the primary location of the farm

<i>County</i>	<input type="checkbox"/> Town	<input type="checkbox"/> Village	<input type="checkbox"/> City	<i>of</i>
---------------	-------------------------------	----------------------------------	-------------------------------	-----------

Step 2 For each tax parcel that 1) is part of the farm and 2) has qualifying acres, as described below, enter:

Column (A) tax parcel number

Column (B) number of qualifying acres in the parcel subject to an original or modified farmland preservation agreement entered into after July 1, 2009, **and** located in a farmland preservation zoning district

Column (C) number of qualifying acres in the parcel located in a farmland preservation zoning district, but **not** subject to an original or modified farmland preservation agreement entered into after July 1, 2009




Column (D) number of qualifying acres in the parcel subject to an original or modified farmland preservation agreement entered into after July 1, 2009, but **not** located in a farmland preservation zoning district

Tax Parcel Number (A)	Number of Acres from Each Category Above (B)	(C)	(D)

Note: If the farm consists of more than 10 parcels, enclose page 4

Step 3 Using the acres listed in Step 2, compute the qualifying acres on which your claim is based

	(B)	(C)	(D)
1 Enter the total acres from Columns (B), (C), and (D) above and, if applicable, page 4			
2 Enter in all three columns your ownership percentage of the farm. Enter as a decimal carried to four places (If 100%, enter "1.0000")
3 Multiply line 1 by line 2, and round result to the nearest acre			
4 If your claim is based on more than one farm, fill in the amount from line 3 of any additional schedules			
5 Add lines 3 and 4			

  
 line 7 line 9 line 11

Fill in the number of acres from line 5 on page 1

Name(s) shown on Schedule FC-A

Social security number or FEIN

Note: You must include this page as part of Schedule FC-A if your claim is based on more than one farm. Enclose additional copies of this page if needed.

QUALIFYING ACRES SCHEDULE ____ OF ____

Step 1 Enter the primary location of the farm

<i>County</i>	<input type="checkbox"/> Town <input type="checkbox"/> Village <input type="checkbox"/> City <i>of</i>
---------------	--

Step 2 For each tax parcel that 1) is part of the farm and 2) has qualifying acres, as described below, enter:

Column (A) tax parcel number

Column (B) number of qualifying acres in the parcel subject to an original or modified farmland preservation agreement entered into after July 1, 2009, **and** located in a farmland preservation zoning district

Column (C) number of qualifying acres in the parcel located in a farmland preservation zoning district, but **not** subject to an original or modified farmland preservation agreement entered into after July 1, 2009

Column (D) number of qualifying acres in the parcel subject to an original or modified farmland preservation agreement entered into after July 1, 2009, but **not** located in a farmland preservation zoning district

Tax Parcel Number (A)	Number of Acres from Each Category Above (B)	(C)	(D)

Note: If the farm consists of more than 10 parcels, enclose page 4

Step 3 Using the acres listed in Step 2, compute the qualifying acres on which your claim is based

- 1 Enter the total acres from Columns (B), (C), and (D) above and, if applicable, page 4
- 2 Enter in all three columns your ownership percentage of the farm. Enter as a decimal carried to four places (If 100%, enter "1.0000") ..
- 3 Multiply line 1 by line 2, and round result to the nearest acre. Fill in here and on line 4 of page 2

(B)	(C)	(D)
.	.	.

Note: You must include this page as part of Schedule FC-A if any farm on which your claim is based consists of more than 10 parcels. Enclose additional copies of this page if needed.

Enter the schedule number to which this page relates _____

Tax Parcel Number (A)	Number of Acres from Each Category		
	(B)	(C)	(D)

Include the acres from Columns (B), (C), and (D) above in the total entered on line 1 of the applicable qualifying acres schedule (page 2 or 3).