

1A Wisconsin income tax



2011

Note

DO NOT STAPLE

Your social security number		Spouse's social security number	
Your legal last name		Legal first name	M.I.
If a joint return, spouse's legal last name		Spouse's legal first name	M.I.
Home address (number and street). If you have a PO Box, see page 6.			Apt. No.
City or post office		State	Zip code

Tax district Check below then fill in either the name of city, village, or town and the county in which you lived at the end of 2011.
 City Village Town
 City, village, or town ▶ _____
County of ▶ _____
School district number (see page 23) _____

Filing status

Single

Married filing joint return (even if only one had income)

Head of household Fill in qualifying person's name ▼

Also, check here if married. ▶ _____

Special conditions

Complete form using BLACK INK

Print numbers like this → 0 1 2 3 4 5 6 7 8 9

NO COMMAS; NO CENTS

ENCLOSE

ENCLOSE withholding statements

Wisconsin residents working in Minnesota: Was any of your income from personal or professional services performed in Minnesota while a Wisconsin resident? (See instructions, page 7)

Yes If Yes, enter Minnesota income
 No _____ **.00**

1	Wages, salaries, tips, etc. (see page 7)	1	.00
2	Interest (see page 7)	2	.00
3	Ordinary dividends (from line 9a of federal Form 1040A or 1040)	3	.00
4	Capital gain distributions (see page 8)	4	.00
5	Unemployment compensation (from worksheet, page 8)	5	.00
6	Taxable IRA distributions, pensions, and annuities (see page 9)	6	.00
7	Add lines 1 through 6	7	.00
8	IRA deduction (see page 10)	8	.00
9	Student loan interest deduction (see page 10)	9	.00
10	Medical care insurance deduction (see page 10)	10	.00
11	Add lines 8 through 10	11	.00
12	Subtract line 11 from line 7. This is your Wisconsin income	12	.00
13	If your parent (or someone else) can claim you (or your spouse) as a dependent, check here	13	<input type="checkbox"/>
14	Fill in the standard deduction for your filing status from table, page 31. But if you checked line 13, fill in amount from worksheet, page 11	14	.00
15	Subtract line 14 from line 12. If line 14 is larger than line 12, fill in 0	15	.00
16	Exemptions (Caution: see page 11)		
	a Fill in exemptions from your federal return _____ x \$700 .. 16a		.00
	b Check if 65 or older <input type="checkbox"/> You + <input type="checkbox"/> Spouse = _____ x \$250 .. 16b		.00
	c Add lines 16a and 16b	16c	.00
17	Subtract line 16c from line 15. If line 16c is larger than line 15, fill in 0. This is your taxable income	17	.00
18	Tax. Use amount on line 17 to find your tax using table, page 24	18	.00
19	Armed forces member credit (must be stationed outside U.S., see page 12)	19	.00
20	School property tax credit		
	a Rent paid in 2011—heat included _____ .00	} Find credit from table page 13 .. 20a	.00
	Rent paid in 2011—heat not included _____ .00		
	b Property taxes paid on home in 2011 _____ .00	} Find credit from table page 14 .. 20b	.00
21	Working families tax credit, see page 14	21	.00
22	Married couple credit. Complete schedule on reverse side	22	.00
23	Add lines 19 through 22. This is the total of your credits	23	.00
24	Subtract line 23 from line 18. If line 23 is larger than line 18, fill in 0. This is your net tax	24	.00











PAPER CLIP payment here

NO COMMAS; NO CENTS

25 Fill in net tax from line 24 **25** _____ .00

26 Sales and use tax due on Internet, mail order, or other out-of-state purchases (see page 15) **26** _____ .00
 If you certify that no sales or use tax is due, check here

27 Donations (decreases refund or increases amount owed)

a Endangered resources  _____ .00	f Firefighters memorial  _____ .00
b Packers football stadium  _____ .00	g Prostate cancer research  _____ .00
c Breast cancer research  _____ .00	h Military family relief  _____ .00
d Veterans trust fund  _____ .00	i Feeding America  _____ .00
e Multiple sclerosis  _____ .00	j Red Cross WI Disaster Relief  _____ .00

Total (add lines a through j) .. **27k** _____ .00

28 Add lines 25, 26, and 27k **28** _____ .00

29 Wisconsin income tax withheld. Enclose withholding statements **29** _____ .00

30 2011 estimated tax payments and amount applied from 2010 return ... **30** _____ .00

31 Earned income credit (see page 17)
 Qualifying Federal
 children ▶ _____ credit00 x _____ % = ... **31** _____ .00

32 Homestead credit. Attach Schedule H or H-EZ **32** _____ .00

33 Eligible veterans and surviving spouses property tax credit (see page 17) **33** _____ .00

34 Add lines 29 through 33 **34** _____ .00

35 If line 34 is more than line 28, subtract line 28 from line 34. This is the **AMOUNT YOU OVERPAID** **35** _____ .00

36 Amount of line 35 you want **REFUNDED TO YOU** **36** _____ .00

37 Amount of line 35 you want **applied to your 2012 estimated tax** ... **37** _____ .00

38 If line 34 is less than line 28, subtract line 34 from line 28. This is the **AMOUNT YOU OWE** .. **38** _____ .00

39 Underpayment interest. Fill in exception code – See Sch. U → _____ **39** _____ .00
 (See page 19)

Third Party Designee Do you want to allow another person to discuss this return with the department (see page 20)? **Yes** Complete the following. **No**

Designee's name ▶ _____ Phone no. ▶ () _____ Personal identification number (PIN) ▶

Sign below Under penalties of law, I declare that this return and all attachments are true, correct, and complete to the best of my knowledge and belief.

Your signature _____ Spouse's signature (if filing jointly, BOTH must sign) _____ Date _____ Daytime phone () _____

Mail your return to: Wisconsin Department of Revenue *If tax due* PO Box 268, Madison WI 53790-0001
If homestead credit claimed PO Box 34, Madison WI 53786-0001
If refund or no tax due PO Box 59, Madison WI 53785-0001

Married Couple Credit When Both Spouses Are Employed

	(A) YOURSELF	(B) YOUR SPOUSE
1 Wages, salaries, tips, and other employee compensation from line 1 of Form 1A. Do not include deferred compensation or scholarships and fellowships that are not reported on a W-2 ... 1	.00	.00
2 IRA deduction, if any, from line 8 of Form 1A. 2	.00	.00
3 Subtract line 2 from line 1 3	.00	.00
4 Compare amounts in columns (A) and (B) of line 3. Fill in the smaller amount here. If more than \$16,000, fill in \$16,000 4		.00
5 Rate of credit is .03 (3%) 5		X .03
6 Multiply line 4 by line 5. Round the result and fill in here and on line 22 of Form 1A. Do NOT fill in more than \$480 6		.00



For Department Use Only

C