

CAUTION-NEW FOR 2017

To qualify for homestead credit, you only need to meet one of the following conditions:

1. You, or your spouse if married, are age 62 or older at the end of 2017.
2. You, or your spouse if married, are disabled.
3. You, or your spouse if married, have earned income during 2017.

If line 1a or 1b on Schedule H or H-EZ is 62 or more, you do not need to complete lines 1c or 1d. If you answer 1c "yes" for either you or your spouse, you do not need to complete line 1d.

See additional instructions for questions 1a through 1d on page 9 which were updated on February 6, 2018.



REVENUE.WI.GOV

WI efile is:

- ✓ **FREE:** file your state tax return at no charge
- ✓ **ACCURATE:** it does the math for you
- ✓ **SECURE:** safe and secure website

Visit revenue.wi.gov to file your Wisconsin state tax return online for FREE.

Click on **WI efile** to get started!

revenue.wi.gov

You May Be Able To Claim Homestead Credit If:

- You owned or rented your home in 2017
- You were a legal resident of Wisconsin from January 1 through December 31, 2017
- You were between the ages of 18 and 61 on December 31, 2017, and had earned income
- You were 62 or older on December 31, 2017, or disabled
- You will not be claimed as a dependent on someone else's 2017 federal income tax return

More details on page 4 ...

Checklist:

- Fill out all the necessary lines on this schedule
- Include all household income (*see pages 9 to 14*)
- Sign and date the schedule
- Attach your property tax bill or rent certificate(s)
- If under age 62 attach a statement verifying that you were disabled in 2017 (*see page 18*)
- Attach any other needed documents (*see page 17*)

Need Help With Your Taxes?

You may be eligible for free tax help. See page 3 for:

- who can get help
- how to find a location
- what to bring with you

Para Asistencia Gratuita en Español

Ver página 3

The Property Tax Deferral Loan

Program provides loans to help people age 65 or older pay their property taxes. See page 3 of Schedule H for more information.

FEDERAL PRIVACY ACT In compliance with federal law, you are hereby notified that the request for your social security number on the Wisconsin homestead credit claim is made under the authority of section 71.55(7) of the Wisconsin Statutes. The disclosure of this number on your claim is mandatory. It will be used for identification purposes throughout the processing, filing and auditing of your claim and the issuance of refund checks.

2 **Tips on Paper Filing Your Homestead Claim**

E-file your homestead claim for the fastest available processing. However, if you do paper file, there are several things you can do that will speed-up the processing of your claim. Faster processing means faster refunds.

Paper homestead claims are electronically scanned. The processing of the claim (and any refund) is delayed when the claim cannot be read correctly. To aid in the scanning process, be sure to do the following when completing Schedule H or H-EZ:

- Do not submit photocopies to the department. Photocopies can cause unreadable entries.
- Use BLACK INK. Pencils, colored ink, and markers do not scan well.

• Write your name and address clearly using CAPITAL LETTERS like this →

Claimant's legal last name SMITH	Legal first name JOSEPH	M.I. J
Spouse's legal last name SMITH	Spouse's legal first name MARY	M.I. E
Current home address (number and street) 2375 N 7 ST		Apt. no.
City or post office ANYWHERE	State WI	Zip code 55555

• Do not include a lot number or suite number as an apartment number. These should be included as part of the street address.

- NEVER USE COMMAS OR DOLLAR SIGNS. They can be misread when scanned.
- Round off amounts to WHOLE DOLLARS – NO CENTS.
- Do not use parentheses () for a negative number. Use a negative sign, -8300 rather than (8300).
- Print your numbers like this: **0 1 2 3 4 5 6 7 8 9** Do not use: **0147**
- Do not add cents in front of the preprinted zeros on entry lines. Enter numbers as shown below.

13 Homeowners – Net 2017 property taxes on your homestead, whether paid or not	13	634 .00
14 Renters– Rent from your rent certificate(s), line 8a (or Shared Living Expenses Schedule). See pages 15 to 17.		
Heat included (8b of rent certificate is "Yes") 14a ▶	1950 .00 x .20 (20%) =	14b 390 .00
Heat not included (8b of rent certificate is "No") 14c ▶	2445 .00 x .25 (25%) =	14d 611 .00
15 Total of lines 13, 14b, and 14d (or amount from line 6 of Schedule 3)	15	1635 .00




- Do not cross out entries. Erase or start over.
- Do not write in the margins.
- Always put entries on the lines, not to the side, above, or below the line.
- Lines where no entry is required should be left blank. Do not fill in zeros.
- Do not draw vertical lines in entry fields. They can be read as a "I" when scanned.
- If filing a Wisconsin income tax return, fill in the homestead credit amount on the appropriate line of the return.

A. Do You Qualify?

To see if you qualify for homestead credit, answer “Yes” or “No” to all of the questions in Steps 1 and 2 below.

Step 1

If you answer “No” to any question in Step 1, do not complete Schedule H or H-EZ; **you do not qualify** for homestead credit. If you answer “Yes” to all the questions, go on to Step 2.

-  a. Were you:
 1. Between the ages of 18 and 61 as of December 31, 2017, or
 2. Age 62 or older or disabled as of December 31, 2017?
-  b. If you are under age 62 and disabled, do you meet the definition given in F.2 on page 6?
-  c. If you are under the age of 62 as of December 31, 2017, and not disabled, do you have earned income (see definition F.3 on page 7)?
- d. Were you a legal resident of Wisconsin from January 1 through December 31 of 2017?
- e. Was your household income (see definition F.7 on page 7) for 2017 less than \$24,680?
- f. Were you the owner or renter of the Wisconsin homestead (see definition F.5 on page 7) you lived in during 2017?

Step 2

If you answer “Yes” to any question in Step 2, do not complete Schedule H or H-EZ; **you do not qualify** for homestead credit.

- a. Were you claimed or will you be claimed as a dependent on someone else’s 2017 federal income tax return? (If you were age 62 or older on December 31, 2017, this limitation does not apply to you, so answer “No.”)
- b. Are you currently living in a nursing home and also receiving Title XIX medical assistance?
- c. For each month of the entire 2017 year, did you receive either Wisconsin Works (W2) payments (see definition F.8 on page 7) of any amount or county relief payments of \$400 or more?
- d. Did you live FOR THE ENTIRE 2017 YEAR in housing that is exempt from property taxes? (A municipal housing authority property created under sec. 66.1201, Wis. Stats., is not considered tax-exempt for homestead credit purposes if that authority makes payments in lieu of property taxes to the city or town in which it is located. If you live in public housing, you may wish to check with your manager.)

Note: If you are claiming property taxes on your former homestead and meet the requirement under paragraph 8 on page 17 under “Exceptions: Homeowners and/or Renters”, this limitation does not apply, so answer “No.”
- e. Have you claimed or will you claim a Wisconsin farmland preservation credit for 2017 or a veterans and surviving spouses property tax credit based on your 2017 property taxes (payable in 2018)?
- f. Has another member of your household (see definition F.6 on page 7) filed a 2017 Schedule H or H-EZ?
- g. Is the Schedule H or H-EZ being filed on behalf of a person who is deceased?

If you answered “Yes” to all of the questions in Step 1 and “No” to all of the questions in Step 2, complete Schedule H or H-EZ (see “Which Schedule to File” on page 5) to see if homestead credit is available to you. Meeting all of the qualifications in Steps 1 and 2 does not guarantee you will receive a homestead credit.

B. Which Schedule to File

Note You may file Schedule H-EZ if:

- You (and your spouse, if married) have taxable and nontaxable income only from the following sources:
 1. wages, salaries, tips, etc. (if any of your wages, salaries, tips, etc., are not taxable to Wisconsin, you cannot file on Schedule H-EZ);
 2. interest and dividends;
 3. unemployment compensation;
 4. pensions, annuities, and other retirement plan distributions;
 5. social security benefits (including federal and state SSI, SSI-E, SSD, and caretaker supplement payments);
 6. railroad retirement benefits;
 7. alimony, child support, and family maintenance;
 8. Wisconsin Works (W2), county relief, kinship care, and other cash public assistance;
 9. gambling winnings (if your gambling winnings are reported on federal Schedule C or C-EZ, you cannot file on Schedule H-EZ).
- During 2017 you (and your spouse, if married) did not repay any amount that was included as nontaxable household income on a prior year's homestead credit claim.
- You did not become married or divorced during 2017.
- If you are married, your spouse was a legal resident of Wisconsin from January 1 through December 31, 2017.
- If you are married, you and your spouse did not maintain separate homes during any part of 2017 (including one spouse in a nursing home).
- Your home was used only for personal purposes while you lived there in 2017 (for example, no rental or business use, or use of a separate unit by others rent free).
- Your home was located on one acre of land or less.
- You did not sell your home during 2017.

If you cannot file on Schedule H-EZ, you must file on Schedule H.

C. How, When, and Where to File

1. **How** If you file a Wisconsin income tax return, you should file your Schedule H or H-EZ with the tax return (paper clipped together if filing a paper return). **Separate filing will delay your homestead refund.** If you (or you and your spouse) are not required to file a tax return, Schedule H or H-EZ may be filed by itself.

You may file Schedule H with Form 1, 1A, or 1NPR; you cannot file Schedule H with Form WI-Z. You may file Schedule H-EZ with Form 1 or 1A; you cannot file Schedule H-EZ with Form 1NPR or WI-Z.

If you previously filed your Wisconsin income tax return, and are filing a paper return, write "Income Tax Return Separately Filed" at the top of Schedule H or H-EZ. Do not place a checkmark at the top of Schedule H or H-EZ to designate it as an amended return.

The fastest way to get your refund is to file electronically. When you file electronically, within 48 hours after receiving your Wisconsin acknowledgment you must send all of the required Schedule H or H-EZ attachments along with a completed Form W-RA, *Required Attachments for Electronic Filing*. You may either mail the form and attachments to the address listed in the Form W-RA instructions or attach them electronically on our website at <https://tap.revenue.wi.gov/WRA/>. For additional information, see the department's website at revenue.wi.gov or contact any department office.

2. **When** For most claimants, the deadline for filing a 2017 Schedule H or H-EZ is April 15, 2022. If you are a taxpayer with a fiscal year (one ending on a date other than December 31), the deadline is 4 years, from the 15th day of the 4th month after the end of the fiscal year to which the claim relates. Do not file your 2017 Schedule H or H-EZ before January 1, 2018.

3. **Where** If you are not filing electronically, mail Schedule H or H-EZ with your Wisconsin income tax return to:

Wisconsin Department of Revenue
PO Box 34
Madison WI 53786-0001

D. Additional Help or Questions About Refunds

1. **Help** For general information about homestead credit visit any Department of Revenue office. For help in preparing Schedule H or H-EZ, schedule an appointment at our Milwaukee location by calling (414) 227-3887. The location and telephone number of the office nearest you may be found on our website at revenue.wi.gov/Pages/FAQs/ise-address.aspx. You may also email DORHomesteadCredit@wisconsin.gov, access the department's website at revenue.wi.gov, or phone (608) 266-8641 (Madison).

2. **Refunds** If you need to contact the Department of Revenue about your refund, please wait at least 12 weeks after filing your Schedule H or H-EZ. Automated assistance is available 24 hours a day, 7 days a week by calling:

(608) 266-8100 in Madison
(414) 227-4907 in Milwaukee, *or*
1-866-WIS-RFND (1-866-947-7363) toll-free
within the U.S. or Canada

If you need to speak with a person, assistance is available Monday through Friday from 7:45 a.m. to 4:30 p.m. by calling (608) 266-8641 in Madison (long-distance charges, if applicable, will apply). If you call, you will need your social security number and the dollar amount of your refund. You may also get information on your refund using the department's secure website at revenue.wi.gov.

3. **TTY** Telephone help is available using TTY equipment. Call the Wisconsin Telecommunications Relay System at 711.


E. Refunds of Divorced Claimants

If you became divorced after June 20, 1996, and your divorce judgment states that your former spouse must pay a tax liability owed to the Department of Revenue, attach a copy of the divorce judgment to Schedule H or H-EZ. Also fill in "04" in the Special Conditions box located to the right of where your zip code is entered on Schedule H or H-EZ. This will prevent your refund from being applied against that tax liability.

F. Definitions

1. **Age** If your birthday falls on January 1, you are considered to be a year older as of December 31, 2017.

Example: If you were born on January 1, 1953, you are considered to be age 65 as of December 31, 2017.

 2. **Disabled** An individual who is unable to engage in any substantial gainful employment by reason of a medically determinable physical or mental impairment which has lasted or is reasonably expected to last for a continuous period of not less than 12 months. If you are disabled, you are required to verify you meet the definition of disabled by enclosing one of the following:

a. **Physician's Statement** – A statement from your physician which states the beginning date of the disability and that you meet the definition of disabled, as described above.

b. **Veteran's Statement** – A statement from the Veteran's Administration certifying that the claimant is receiving a disability benefit due to 100 percent disability.

c. **Social Security Administration Document** – A document or copy of a document from the Social Security Administration stating the date the disability began.

3. **Earned Income** Wages, salaries, tips, other employee compensation, and net earnings from self-employment. *Example 1:* You have \$15,000 of wages and (\$6,000) of net earnings from self-employment. Your total earned income would be \$9,000. *Example 2:* You have \$5,000 of wages and (\$8,000) of net earnings from self-employment. Your total earned income would be less than zero. Therefore, you would not qualify to claim the homestead credit.

4. **Farm** A farm is property used for agricultural purposes. Your homestead generally is considered part of a farm if the current or most recent use of the property while owned by you was for agricultural purposes.

5. **Homestead** Your homestead is the Wisconsin home you occupy, whether you own it or rent it, and up to one acre of land adjoining it (or up to 120 acres of land if the homestead is part of a farm). For example, it may be a house, an apartment, a rented room, a mobile or manufactured home, a farm, or a nursing home room.

Unless your homestead is part of a farm, it does not include any part that is used for business or rental purposes where a deduction is allowed or allowable for federal tax purposes, or a separate unit occupied by others rent free.

6. **Household** A household is a claimant and the claimant’s spouse living in the claimant’s homestead. If you are single, you are a household, whether you live alone or with others. If you are married, you and your spouse are a household if you live together. If you are married but you and your spouse maintained separate homes on December 31, 2017, you are each considered a separate household.

7. **Household Income** Household income is all your income reportable for Wisconsin income tax purposes and all the items identified on lines 9a through 11i of Schedule H (lines 6a through 6i of Schedule H-EZ), less a deduction of \$500 for each qualifying dependent.

If you were married and lived with your spouse during all of 2017, you must combine both incomes to determine household income. If during 2017 you were separated from your spouse for all or part of the year (including one spouse living in a nursing home), you became married or divorced, or your spouse died, see the “Special Instructions” on pages 19 and 20 for information on how to determine household income.

8. **Wisconsin Works (W2) Payment** A Wisconsin Works or “W2” payment is a payment received under the Wisconsin Works assistance program for participating in a community service job or a transitional placement, or as a caretaker of a newborn child.

Amounts received under the Wisconsin Works program for trial jobs are taxable wages and are not included in the definition of Wisconsin Works (W2) payment for homestead credit purposes. Amounts received for job access loans, health care coverage, child care subsidies, and transportation assistance are also not included in the definition, and are not includable in household income.

G. Situations and Solutions

Publication 127, *Wisconsin Homestead Credit Situations and Solutions*, provides additional information about various situations covered in these instructions, as well as some situations that are not covered. Publication 127 is available at any Department of Revenue office or through the department’s website at revenue.wi.gov.

H. Filing Incorrect Claims

If you file an incorrect claim for homestead credit due to negligence or fraud, you may be subject to penalties. Civil penalties can be as much as 100% of the difference between the credit claimed and the amount that should have been claimed. Criminal penalties include a fine up to \$10,000 and imprisonment.

Restrictions and penalties may apply to incorrect claims for refundable credits, including but not limited to, earned income credit, homestead credit, or the veterans and surviving spouses property tax credit.

If you file a credit claim that is reckless or with intentional disregard of the income tax law, one or both of the following may apply:

- (1) You may not be allowed to claim that credit and any other refundable credit for the next two tax years,
- (2) You may be subject to a penalty equal to 25% of the difference between the credit claimed on your return and the credit as properly calculated.

If you file a credit claim that is false or excessive and filed with fraudulent intent, one or both of the following may apply:

- (1) You may not be allowed to claim that credit and any other refundable credit for the next ten years,
- (2) You may be subject to a penalty equal to 100% of the difference between the credit claimed on your return and the credit as properly calculated.

I. Amending Schedule H or H-EZ

If you find that you made an error on your original Schedule H or H-EZ, fill in another Schedule H or H-EZ. Place a checkmark where indicated at the top of your corrected Schedule H or H-EZ to designate it as an amended return. Fill in lines 1a through 19 (lines 1a through 14 of Schedule H-EZ) using the corrected amounts of household income, property taxes, and rent.

Include with your amended Schedule H or H-EZ a copy of the property tax bill(s) and/or the original rent certificate(s) for any additional property taxes and/or rent that is claimed. If filing a paper return, send these documents with your return or with Form W-RA, if filing electronically.

Note: You may be able to electronically file an amended homestead credit claim through the department's Wisconsin e-file application at revenue.wi.gov or through your software package.

• **If you filed only Schedule H or H-EZ**

Sign and date your amended Schedule H or H-EZ in the space provided, if filing a paper return. If you and your spouse are residing together, your spouse must also sign.

Include with your amended Schedule H or H-EZ Schedule AR, *Explanation of Amended Return*, to explain the changes made to your return.

If your amended Schedule H or H-EZ has increased the amount of your homestead credit, you will receive a refund for the additional amount. If your amended Schedule H or H-EZ has decreased the amount of your homestead credit, you will owe the difference between the amount shown on the amended Schedule H or H-EZ and the amount of homestead credit previously refunded to you. If you owe an additional amount, include your check or money order, made payable to the Wisconsin Department of Revenue.

If you are not filing electronically, mail your amended Schedule H or H-EZ to Wisconsin Department of Revenue, PO Box 34, Madison WI 53786-0001.

• **If you also filed Form 1, 1A, or 1NPR**

Your amended Schedule H or H-EZ must be attached to an amended Form 1, 1A, or 1NPR, if filing a paper return. See the instructions for Form 1, 1A, or 1NPR for information as to how to complete the filing of your amended Form 1, 1A or 1NPR.

Schedule H-EZ

Instructions for Schedule H-EZ are on the back of the schedule.

Schedule H

Note Schedule H has preprinted zeros in the “cents” area of the entry lines. Amounts filled in on those lines should be rounded to the nearest dollar. For more tips, see page 2.

Name and Address Area

Print or type all information requested in the spaces provided on Schedule H. Include your social security number (and your spouse’s, if applicable) and your tax district. Do not use a return address label. Do not include a lot number or suite number as an apartment number. These should be included as part of the street address.

Note Special Conditions

Certain persons have to enter information in the Special Conditions section. See “Refunds of Divorced Claimants” on page 6.

■ Lines 1 Through 6 (Lines 1 Through 3 of Schedule H-EZ) – Questions

Fill in the information requested on these lines. Failure to answer these questions may delay your refund.

Questions 1a and 1b Fill in your age as of December 31, 2017, on line 1a. If married, fill in spouse’s age as of December 31, 2017 on line 1b. If either you or your spouse, if married, are age 62 or older as of December 31, 2017, you do not need to answer questions 1c or 1d.

Question 1c If the answers to questions 1a and 1b are both under age 62, answer question 1c. If you answer 1c “yes”, you do not need to answer question 1d. **Note:** Only one spouse must meet the definition of disabled to qualify for the homestead credit.

Question 1d If the answer to question 1c is “no”, answer 1d. If you and your spouse are under age 62 as of December 31, 2017, you and your spouse are not disabled, and you and your spouse do not have earned income, you do not qualify for the homestead credit. **Note:** Only one spouse must have earned income to qualify for the homestead credit.

Question 2 You are not a full-year legal Wisconsin resident if you moved here from another state after January 1, 2017, or if you moved here from another state for educational purposes only and have not abandoned your other state’s residence. If you are not a U.S. citizen, you are not a legal Wisconsin resident unless (1) you are a lawful permanent resident of the United States (have been issued a green card or permanent residence card), a refugee, or have been granted asylum, and (2) you intend to remain permanently and indefinitely in Wisconsin.

Question 4b It is not necessary to answer question 4b unless 4a is answered “Yes.”

Question 5 If you became married or divorced during 2017, check “Yes.” Fill in the date and place a checkmark in front of the word “married” or “divorced.” See the “Special Instructions” on page 20.

Question 6a It is not necessary to answer question 6a if you were not married during any part of 2017. If one spouse was in a nursing home during 2017, you are considered to be maintaining separate homes, so answer “Yes” to question 6a.

Question 6b If this applies to you, refer to the “Special Instructions” on page 19 for additional information.

■ Lines 7 Through 12 – Household Income

These instructions apply if during all of 2017 you were single or married and living with your spouse. If during 2017 you were separated, you became married or divorced, or your spouse died, read the applicable “Special Instructions” on pages 19 and 20 before you complete lines 7 through 12.

Line 7 (Line 4 of Schedule H-EZ) – Income from Tax Return Fill in line 7 (line 4 of Schedule H-EZ) only if you or you and your spouse are filing or have already filed a 2017 Wisconsin income tax return. If you were married and lived with your spouse all year but file separate income tax returns, fill in the income from both of your tax returns.

If you are filing your tax return with Schedule H or H-EZ, first complete the income portion of your tax return. Fill in the income from line 12 of Form 1A, line 13 of Form 1, or line 32 of Form 1NPR, on line 7 (line 4 of Schedule H-EZ).

Line 7 Instructions - continued

Exception: If you are filing Form 1NPR and line 31, Wisconsin column, is more than line 16, Wisconsin column, subtract line 31 from line 16. Fill in the result on line 7 as a negative number.

If you or you and your spouse have already filed your 2017 Wisconsin income tax return, see page 5, Part C.1, paragraph 3.

If you fill in line 7 (line 4 of Schedule H-EZ), do NOT fill in line 8a or 8b (line 5a or 5b of Schedule H-EZ).

Note: If scholarship or fellowship income was included in household income in a prior year, any portion of that income included on line 7 of your 2017 Schedule H may be subtracted on line 9h. Enter the amount of the subtraction as a negative number.

Line 8 (Line 5 of Schedule H-EZ) – Income – No Tax Return Fill in lines 8a and 8b (lines 5a and 5b of Schedule H-EZ) only if you or you and your spouse are not filing a 2017 Wisconsin income tax return. If you were married and lived with your spouse all year, fill in all of the income of both spouses.

Line 8a (line 5a of Schedule H-EZ) Fill in the amount of wages, interest (including funeral trust interest), and dividends that are taxable to Wisconsin in the spaces provided. Fill in the total of these amounts on line 8a (line 5a of Schedule H-EZ).

Line 8b (line 5b of Schedule H-EZ) Fill in all other items of Wisconsin taxable income on line 8b (line 5b of Schedule H-EZ), such as: unemployment compensation; pensions and annuities; gambling winnings; capital gains; alimony; and business income. If filing Schedule H, attach a schedule explaining the sources of income and the amount from each source.

Note: Qualified Wisconsin retirement income exclusion If you (and/or your spouse if married filing a joint return) were 65 years of age or older on December 31, 2017, and your federal adjusted gross income is less than \$15,000 (\$30,000 if married filing a joint return or, if married filing a separate return, the sum of both spouses' federal adjusted gross income must be less than \$30,000), \$5,000 of your qualified retirement income is not taxable for Wisconsin purposes. If both spouses were 65 years of age or older, each spouse may exclude up to \$5,000 of qualified retirement income. Do not include this amount on line 8b (line 5b of Schedule H-EZ). Instead, this amount should be included on line 9d (line 6d of Schedule H-EZ).

Note: If you have income reportable on line 8 (line 5 of Schedule H-EZ) and paid for medical care insurance (including Medicare Insurance deducted from your social security benefits and Medicare Supplemental Insurance) or long-term care insurance in 2017, you may be able to claim a deduction for all or a portion of these costs:

- 1) Complete the worksheet below. If you purchased your medical care insurance through an Exchange (Marketplace), the amount you paid is the amount paid after your premium was reduced for any advance payment of the premium assistance credit.

Insurance Deduction Worksheet	
1. Amount you paid in 2017 for medical care insurance during a period in which you were not self-employed	1. _____
2. Amount you paid for long-term care insurance in 2017	2. _____
3. Add lines 1 and 2	3. _____
4. Amount you paid for medical care insurance in 2017 while you were self-employed	4. _____

- 2) The amount from line 3 of the above worksheet may be claimed against taxable income reported on line 8 of Schedule H (line 5 of Schedule H-EZ). The amount from line 4 of the worksheet may only be claimed against net income from self-employment.

CAUTION The amount of your deduction may not exceed your (1) net income from self-employment or (2) your taxable income, as reported on line 8 of Schedule H, to cause your income to become negative.

Example 1: You received \$500 of taxable interest, \$10,000 of gross social security benefits, and a \$1,500 pension distribution in 2017. Medicare Part B premiums of \$1,308 were deducted from the social security benefits received. As you were at least age 65 at the end of 2017, the pension distribution is excluded from taxable Wisconsin income (see the 2017 Form 1 instructions for additional information concerning the retirement income exclusion).

Line 8b Instructions - continued

Enter "500" on line 8a (line 5a of Schedule H-EZ). As the medical care insurance deduction (\$1,308) is limited to taxable Wisconsin income reported, enter "-500" on line 8b (line 5b of Schedule H-EZ) and designate it as a medical care insurance deduction. Enter "10000" on line 9b (line 6b of Schedule H-EZ) and "1500" on line 9d (line 6d of Schedule H-EZ).

Example 2: Same facts as in Example 1, except instead of a pension distribution of \$1,500 you had gambling winnings of \$1,500 in 2017.

Enter "500" on line 8a (line 5a of Schedule H-EZ). Enter "192" (the \$1,500 in gambling winnings less the \$1,308 medical care insurance deduction) on line 8b (line 5b of Schedule H-EZ). A schedule showing how the 192 was computed should be included with Schedule H or H-EZ. Enter "10000" on line 9b (line 6b of Schedule H-EZ).

Example 3: You had \$2,000 of self-employment income, \$141 of self-employment tax deduction, \$100 of interest income, and \$6,000 of railroad retirement benefits. You paid \$3,000 in medical insurance premiums for the year.

Enter "100" on line 8a (line 5a of Schedule H-EZ). As the deduction (\$3,000) is limited to taxable Wisconsin income reported from self-employment of \$1,859 (\$2,000 less \$141 of self-employment tax deduction), nothing is reported on line 8b (line 5b of Schedule H-EZ). Attach a schedule listing the self-employment income of 2,000, self-employment tax deduction of -141, and the medical care insurance deduction of -1,859. Since you are a self-employed individual, the deduction is limited to your self-employment income only. Therefore, no additional amount is allowed to offset the \$100 of taxable interest income. Enter "6000" on line 9c of Schedule H (line 6c of Schedule H-EZ).

■ Lines 9a Through 11i

Fill in all nontaxable household income received in 2017 from any of the sources indicated. If you are married, combine the incomes of both spouses and fill in the totals for each category. Do not include amounts already included on line 7, 8a, or 8b (line 4, 5a, or 5b of Schedule H-EZ).

Note: Repaid amounts Nontaxable income that was included in household income in a prior year and was required to be repaid in 2017 may be subtracted from household income on your 2017 Schedule H. Subtract the amount repaid on the income line of Schedule H to which the repayment relates. Attach an explanation indicating the amount of the repayment and the year it was included on a homestead credit claim.

If the subtraction results in a negative amount, fill in that amount as a negative number. For example, fill in negative 500 as -500.

Example: Your 2016 Schedule H reported \$8,000 of social security benefits received in 2016. In 2017 you received social security benefits of \$9,000 but were required to pay back \$3,000 of the benefits you received in 2016. Fill in "6000" on line 9b of the 2017 Schedule H, the social security received in 2017 (\$9,000) less the amount repaid (\$3,000).

Line 9a (6a of Schedule H-EZ) Unemployment compensation Fill in the total amount of unemployment compensation received in 2017 that is not already included on line 7 or 8b (line 4 or 5b of Schedule H-EZ). Both taxable and nontaxable unemployment compensation must be included in household income.

Line 9b (6b of Schedule H-EZ) Social security, SSI, SSI-E, SSD, and CTS Fill in the total amount (not the monthly amount) of social security benefits received in 2017. Include the premium amounts deducted for Medicare Parts A through D (generally, \$1,308 per person for Medicare Part B, unless Social Security advises of a different amount, or \$134 per month, per person, if you enrolled in Part B for the first time in 2017), and any social security death benefit (\$255) received. Also fill in federal and state SSI (supplemental security income), SSI-E (supplemental security income – exceptional expense), SSD (social security disability), and CTS (caretaker supplement) payments (\$250 per month for the first child and \$150 per month per additional child).

Do NOT include Title XX benefits (payments for services). Also do not include your children's social security or SSI benefits, whether paid to them directly or to you on their behalf.

Line 9c (6c of Schedule H-EZ) Railroad retirement Fill in the total amount of railroad retirement benefits received in 2017. Include the premium amounts deducted for Medicare Parts A through D (generally, \$1,308 per person for Medicare Part B, unless the Railroad Retirement Board advises of a different amount, or \$134 per month, per person, if you enrolled in Part B for the first time in 2017).

Line 9d (6d of Schedule H-EZ) Pensions and annuities, including IRA, SEP, SIMPLE, and qualified plan distributions Fill in the GROSS amount of ALL pensions and annuities received in 2017 and not included elsewhere. Include veterans' pensions, disability payments, any amounts you contributed to a pension fund, and nontaxable IRA,

Line 9d Instructions - continued

SEP, SIMPLE, and qualified plan distributions. Both taxable and nontaxable amounts must be included in household income.

Exceptions: Do not include nontaxable rollovers (amounts transferred from one retirement plan to another) or tax-free Section 1035 insurance contract exchanges. If all or a part of a pension or annuity distribution in 2017 includes a rollover amount or a tax-free exchange, write "Rollover" or "Tax-Free Exchange" near line 9d (line 6d of Schedule H-EZ). Attach a copy of federal Form 1099-R.

Example: In 2017, you received pension income of \$3,500, \$2,700 of which is taxable income and is included on line 7 (line 4 of Schedule H-EZ). No portion of the \$3,500 was a rollover. Enter "800" (\$3,500 - \$2,700) on line 9d (line 6d of Schedule H-EZ).

Note: Taxable rollovers or conversions from one retirement plan to another, such as from a traditional IRA to a Roth IRA, should have been included as income on your Wisconsin return and may not be subtracted in determining household income.

Line 9e (6e of Schedule H-EZ) Contributions to deferred compensation plans Fill in contributions to deferred compensation plans that were excluded from income on the income tax return (do not include nondeductible contributions). Excluded deferred compensation is generally reported in box 12 of the wage and tax statement, Form W-2, preceded by the prefix D, E, F, G, H, S, or Y.

Line 9f (6f of Schedule H-EZ) Contributions to IRA, self-employed SEP, SIMPLE, and qualified plans Fill in contributions to these plans that were deducted from income on the income tax return (do not include rollover contributions or nondeductible contributions). These deductions are reported in the "Adjusted gross income" section of federal Form 1040 or 1040A.

Line 9g (6g of Schedule H-EZ) Interest on United States securities and state and municipal bonds Fill in any nontaxable interest received on securities of the federal government or its instrumentalities, such as U.S. Savings Bonds or Treasury Notes, and on nontaxable state and municipal bonds, such as Wisconsin Housing Finance Authority bonds.

Line 9h Scholarships, fellowships, grants, and military compensation Fill in the total amount received in 2017 for NONTAXABLE scholarship and fellowship income (for example, scholarships or fellowships used for books or tuition), educational grants, or military compensation (for example: basic quarters and subsistence allowances; Veterans Educational Assistance Program payments; G.I. Bill benefits; pay from duty in a combat zone; or pay received by certain members of a reserve component of the armed forces). Nontaxable pay from duty in a combat zone is generally reported in box 12 of the wage and tax statement, Form W-2, preceded by the prefix Q.

Do not include student loans or amounts included elsewhere.

Line 9i (6h of Schedule H-EZ) Child support, maintenance payments, and other support Fill in the total amount of any court ordered support payments received in 2017, including child support and family maintenance. Do not include foster care, voluntary support, or amounts included elsewhere.

Line 9j (6i of Schedule H-EZ) Wisconsin Works (W2), county relief, kinship care, and other cash public assistance Fill in the total amount of any Wisconsin Works (W2), county relief, kinship care, and other cash public assistance payments (such as adoption assistance and federal or state disaster grants) received in 2017. Do not include the following: a prior year's homestead credit; nontaxable foster care; gifts; food stamps; nontaxable community options program (COP) payments; or fuel or energy assistance paid to a fuel supplier or utility, or provided under the federal Low-Income Home Energy Assistance Act.

Note to Schedule H filers: If you received Wisconsin Works (W2) or county relief payments, place a checkmark in the designated area above line 13; you may need to fill in Schedule 3 on page 3 of Schedule H. See paragraph 5 under "Exceptions: Homeowners and/or Renters," on page 17.

Lines 10 and 11a Add lines 7 through 9j. Fill in the total on line 10, at the bottom of page 1 of Schedule H, and on line 11a, at the top of page 2.

Line 11b Workers' compensation, income continuation, and loss of time insurance (for example, sick pay) Fill in the total amount received in 2017 from these sources. Nontaxable sick pay is generally reported in box 12 of the wage and tax statement, Form W-2, preceded by the prefix J.

Note **Line 11c Gain from sale of home** Fill in the gain from the sale or exchange of a principal residence excluded for federal tax purposes. Attach Schedule GL, *Gain or Loss on the Sale of Your Home*, showing the computation of the gain (selling price minus adjusted basis minus expense of sale).

CAUTION: Do not include nonrecognized gain from an involuntary conversion (for example, destruction or condemnation) of a principal residence.

Line 11d Other capital gains not taxable Include the capital gain exclusion on assets held more than one year, gain deferred or excluded on sale of capital assets, plus any other nontaxable capital gains that are not reported elsewhere.

Example: You reported net long-term capital gains of \$3,000 on federal Schedule D. In computing Wisconsin taxable income, you subtracted \$900 ($\$3,000 \times 30\%$) of this gain. Enter "900" on line 11d.

Line 11e Net operating loss carryforward or carryback and capital loss carryforward Fill in any net operating loss carryforward or capital loss carryforward (one incurred in a prior year and not used in that year to offset taxable income) or net operating loss carryback deducted in computing 2017 Wisconsin taxable income.

Example: You have a \$2,000 capital loss carryforward from 2016 to 2017, and a \$1,900 capital gain for 2017. On Schedule WD, you compute a \$100 net capital loss deduction ($\$2,000$ carryforward less $\$1,900$ gain). Enter "2000" on line 11e (the $\$1,900$ loss offset against capital gain, plus the $\$100$ loss applied against other income).

Line 11f

Income of nonresident spouse or part-year resident spouse and nontaxable income from sources outside Wisconsin Fill in the income of your nonresident or part-year resident spouse for the time you resided in the same homestead. Also fill in the income received from sources outside Wisconsin that was excluded from Wisconsin taxable income.

Example: While a nonresident of Wisconsin, you sold property located outside Wisconsin on the installment basis. In 2017 you are a Wisconsin resident. The gain on the sale of the property sold while you were a nonresident is not taxable to Wisconsin. However, it must be included on line 11f.

Resident manager's rent reduction, clergy housing allowance, and nontaxable Native American income Fill in the amount that a resident manager's rent is reduced in return for services, the nontaxable housing allowance provided to a member of the clergy, and nontaxable income of a Native American.

Line 11g Partners, LLC members, and tax-option (S) corporation shareholders Fill in the distributive share of partnership, limited liability company (LLC), and tax-option (S) corporation depreciation, Section 179 expense, depletion, amortization, and intangible drilling costs. This information will not be on the reporting form (Schedule 3K-1 or 5K-1) that you receive from the partnership, LLC, or tax-option (S) corporation. It must be obtained either by contacting the partnership, LLC, or tax-option (S) corporation, or, if available to you, from the tax return of the partnership, LLC, or tax-option (S) corporation.

Note If the partnership, LLC, or tax-option (S) corporation did not claim any of these expenses, write "None" in Part II of federal Schedule E, near the entity's name.

Line 11h Car or truck depreciation (standard mileage rate) If car or truck expenses were claimed using the standard mileage rate, 25¢ per mile is considered depreciation. Multiply the number of miles claimed by 25¢, and include that amount on line 11h. Write the number of miles next to the deduction on Schedule C, E, or F.

Example: On a farm schedule you claimed automobile expenses, based on the standard mileage rate for 5,000 business miles. Enter "1250" on line 11h ($5,000 \text{ miles} \times 25¢ = \$1,250$). Fill in "5000" next to the deduction on Schedule F.

Exception: The 25¢ per mile income adjustment is not required for miles claimed after the adjusted basis of your car or truck reaches zero. If this applies to you, attach a note explaining the situation.

Line 11i Other depreciation, Section 179 expense, depletion, amortization, and intangible drilling costs Fill in any depreciation, Section 179 expense, depletion, amortization, and intangible drilling costs claimed in computing Wisconsin taxable income, except amounts already filled in on line 11g or 11h. (See note on page 14, regarding actual car/truck expenses.)

Line 11i Instructions - continued

Example: You filed a 2017 Wisconsin income tax return and claimed \$1,500 of depreciation on federal Schedule F. Enter "1500" on line 11i.

Note: If car or truck expenses were claimed on federal Schedule C, C-EZ, E, or F using the actual expense method, depreciation would be claimed on the depreciation line and would be included on line 11i. In this case, write "actual" next to the car/truck expense line on Schedule C, E, or F, or near where the total number of business miles are reported on Schedule C-EZ.

■ Lines 12a Through 12c – Total Household Income

Line 12a (7a of Schedule H-EZ) Fill in the total of lines 11a through 11i (lines 6a through 6i of Schedule H-EZ).

Note If the amount on line 12a (line 7a of Schedule H-EZ) is less than your rent or property taxes, attach a note explaining how you paid your rent or property taxes and your other living expenses (food, utilities, clothing, etc.). If you received loans (including student loans) or gifts, indicate the approximate amount received, but do not include these in household income.

Line 12b (7b of Schedule H-EZ) You may claim a "dependent deduction" by filling in the number of "qualifying dependents" and multiplying that number by \$500.

A qualifying dependent is a person who: a) is or may be claimed as a dependent on your federal income tax return; and b) occupied your (the claimant's) homestead for more than six months during 2017. A dependent is considered to have occupied your homestead during temporary absences for reasons such as school, illness, or vacations.

The six-month occupancy requirement is considered to have been met if: a) the dependent was born or died during 2017 and occupied your homestead during the entire time he or she lived in 2017; or b) during 2017 the dependent was adopted by you, was placed with you for adoption, or became your stepchild, and he or she occupied your homestead from that date to the end of 2017.

Caution: The term "dependent" does NOT include you or your spouse. Do not count yourself or your spouse in the number you fill in on line 12b (line 7b of Schedule H-EZ).

Line 12c (7c of Schedule H-EZ) Subtract the amount on line 12b (line 7b of Schedule H-EZ) from the amount on line 12a (line 7a of Schedule H-EZ). Fill in the result on line 12c (line 7c of Schedule H-EZ). This is your total household income.

If you or your spouse are age 65 or over and received no social security, SSI, or railroad retirement benefits in 2017, attach a note stating that you did not receive income from any of these sources.

■ Lines 13 Through 15 – Taxes and/or Rent

Note If any of the four statements above line 13 apply to you, place a checkmark in the designated area(s) and, if applicable, refer to the schedule(s) on page 3 of Schedule H.

Line 13 (8 of Schedule H-EZ) – Homeowners If you or you and your spouse lived in your homestead during all of 2017 and were the sole owner(s), fill in on line 13 (line 8 of Schedule H-EZ) the net property taxes from your 2017 property tax bill(s) (payable in 2018 – the taxes do not have to be paid to claim the credit). "Net property taxes" means the net taxes after state aids, school tax credits, the first dollar credit, and the lottery and gaming credit (if applicable). Net property taxes do NOT include special assessments or charges, delinquent interest, or woodland, forest croplands, or managed forest land taxes.

Attach (paper clip) to your Schedule H or H-EZ a legible copy of the 2017 property tax bill(s) (payable in 2018) for your homestead, or a computer printout obtained either directly from the county or municipal treasurer or from their website. If you file electronically, mail the property tax bill or computer printout with Form W-RA, not the electronically generated form. Also, a mortgage statement, canceled check, installment tax stub, or money order receipt cannot be accepted.

The property tax bill copy or computer printout must show the year, name of the owner(s), assessed value of land and improvements, legal description or property address, and taxes before and after state aids and credits. It must have lines for special assessments and the lottery and gaming credit.

Line 13 Instructions - continued

In certain cases you must reduce your net property taxes or attach additional information. Schedule H and H-EZ filers should see the exceptions on pages 15 through 17.

Note **Exceptions: Homeowners** (also see “Exceptions: Homeowners and/or Renters,” on pages 16 and 17)

1. If there are names on the property tax bill other than yours (or your spouse’s if you were married and lived together during all of 2017), attach (paper clip) a copy of a document showing your ownership percentage or life estate. The document could be a deed, land contract, divorce judgment, final judgment in an estate, or trust instrument. Also see paragraph 2 below.
2. If you owned your homestead with others in 2017, use only that portion of the net property taxes that reflects your percentage of ownership, unless one of the following situations applies.
 - a) If the other owner was your spouse who lived with you during all of 2017, you may use all of the net property taxes.
 - b) If the other owner did not live in the homestead and you paid or will pay all the property taxes, use the portion of taxes reflecting your ownership percentage on line 13 (line 8 of Schedule H-EZ), and use the other owner’s share of taxes on line 14c (line 9c of Schedule H-EZ) as rent.
 - c) If you inherited a partial ownership interest and are required by the terms of the decedent’s will to pay all the property taxes, you may use all the property taxes from the date of death. Submit a copy of the will to verify the requirement.
3. If you owned and lived in a mobile or manufactured home in 2017, fill in on line 13 (line 8 of Schedule H-EZ) the net property taxes from your 2017 personal property tax bill (payable in 2018). Write “mobile home” or “manufactured home” on the property tax bill. If you owned the land on which your mobile or manufactured home was located, fill in the 2017 net property taxes for the land. Also fill in on line 13 (line 8 of Schedule H-EZ) any 2017 municipal permit fees you paid to the municipality (or to the owner of the land if you rented the land).
4. If you submit two or more property tax bills for one homestead, attach a drawing showing the description, size, and location of each parcel.
5. If the property tax bill for your homestead does not show any lottery and gaming credit, do one of the following:
 - a) If you received or will receive a lottery and gaming credit separately, subtract the credit from the amount shown on your property tax bill. Include only the net amount on line 13 (line 8 of Schedule H-EZ). Attach a note indicating the amount of the lottery and gaming credit.
 - b) If you did not and will not receive a lottery and gaming credit on your homestead for 2017, attach a note explaining this.

Line 14 (9 of Schedule H-EZ) – Renters If heat was included in your rent, fill in the amount from line 8a of your rent certificate(s) on line 14a of Schedule H (line 9a of Schedule H-EZ). Fill in 20% (.20) of that amount on line 14b (line 9b of Schedule H-EZ).

If heat was not included in your rent, fill in the amount from line 8a of your rent certificate(s) on line 14c of Schedule H (line 9c of Schedule H-EZ). Fill in 25% (.25) of that amount on line 14d (line 9d of Schedule H-EZ).

DO NOT CHANGE any of the information on the rent certificate your landlord has prepared for you. The department will not accept altered rent certificates. If any information has been or needs to be changed, your landlord must prepare a new rent certificate.

Attach (paper clip) to your Schedule H or H-EZ the rent certificate(s) completed and signed by your landlord(s). A separate rent certificate must be attached for each homestead for which you are claiming 2017 homestead credit. Only rent paid for 2017 may be used in determining your homestead credit. If you file electronically, mail the signed rent certificate(s) with Form W-RA, not the electronically generated form.

In certain cases you must reduce your rent or attach additional information. Schedule H and H-EZ filers should see the exceptions below and on pages 16 and 17.

Note **Exceptions: Renters** (also see “Exceptions: Homeowners and/or Renters” on page 16).

1. If the number of occupants on line 5 of the rent certificate is more than one (your spouse and minor children should not be included), and each occupant did not pay an equal share of the living expenses, fill in the Shared Living

Line 14 Instructions - continued

Expenses Schedule on page 2 of the rent certificate to compute your allowable rent paid for occupancy only. All lines on the schedule must be filled in. If all lines on the schedule are not filled in, we will divide the rent by the number of occupants.

2. If your landlord will not sign your rent certificate, complete the "Landlord or Authorized Representative" section of the rent certificate. If food or services were provided by your landlord, indicate what items were provided and fill in your estimated value of these items on line 7. If these items were not provided, fill in 0 on line 7. Place a checkmark in the designated area of the rent certificate. Attach it, along with a copy of each canceled check or bank money order you have to verify your rent. Any portion of your rent paid that is not verified will not be allowed.
3. Only rent paid for a homestead subject to property taxes may be claimed. However, rent may be claimed for property that is owned and operated by a municipal housing authority created under sec. 66.1201, Wis. Stats., that makes payments in lieu of property taxes to the municipality.
4. If in 2017 you rented a mobile or manufactured home or the land on which it was located, attach a completed rent certificate. On line 14a or 14c of Schedule H (line 9a or 9c of Schedule H-EZ), fill in the rent from line 3c and/ or 8a of the rent certificate. As a renter of a mobile or manufactured home, any mobile or manufactured home taxes or municipal permit fees you paid may only be claimed as rent.

Exceptions: Homeowners and/or Renters

1. If during 2017 you were separated from your spouse, you became married or divorced, or your spouse died, read the appropriate section(s) of the "Special Instructions" on pages 19 and 20 before you complete line 13 or 14.
2. If you moved during 2017, review instructions a) through g) below and follow each that apply.
 - a) Attach a schedule listing the address of each dwelling and the dates you lived there in 2017.
 - b) Claim the prorated property taxes or rent only for the time you occupied each dwelling in 2017. If you are claiming less than 12 months of property taxes and/or rent, attach a note explaining where you lived for the balance of 2017.
 - c) Do not claim more than 12 months of property taxes and/or rent. If you paid property taxes and/or rent for two dwellings for the same time period, claim only the amount for where you actually lived.
 - d) If you owned your homestead, claim only the portion of property taxes prorated for the time you both owned and occupied it.
 - e) If you sold your homestead in 2017, attach a copy of the closing statement to verify your ownership of the sold homestead, the prorated property taxes, and the date of sale (also see the income instructions for line 11c, on page 13).
 - f) If you paid rent for more than one homestead for 2017, attach a separate rent certificate for each homestead.
 - g) If you moved from a homestead you owned to tax-exempt housing, see paragraph 8 on page 17.
3. If your home or property was not used solely for personal purposes while you lived there and was not part of a farm (see definition F.4 on page 7), you must allocate property taxes or rent between personal use and: a) business or rental use for which a deduction is allowed or allowable for federal tax purposes; or b) use of a separate unit by others rent free. Place a checkmark in the designated area above line 13, and complete Schedule 2 on page 3 of Schedule H; claim only the personal portion of property taxes or rent.

Examples of part business use include:

- 1) having a store or office on the same property as your home,
- 2) using one room of your home exclusively for storing products you sell, and
- 3) providing child care for others in your home.

Example: During 2017 you owned a triplex and lived in one of the three equal-sized units; net property taxes were \$3,000. Claim \$1,000 of property taxes (one-third of \$3,000) on line 13, whether the other units were rented out, available for rent, or used by others rent free.

Line 14 Instructions - continued

Example: In 2017 you used one room of your five-room house exclusively for business; net property taxes were \$1,500. Since one-fifth of the total property taxes are for business use, claim \$1,200 of property taxes (four-fifths of \$1,500) on line 13.

4. If your home was on more than one acre of land and was not part of a farm, you may claim only the property taxes or rent on your home and one acre of land. Place a checkmark in the designated area above line 13. **Homeowners:** Complete Schedule 1 on page 3 of Schedule H. **Renters:** Attach a statement from your landlord, indicating the amount of rent for your home and one acre of land.
5. If for any month of 2017 you received either: a) a Wisconsin Works (W2) payment of any amount; or b) county relief of \$400 or more, place a checkmark in the designated area above line 13. Fill in Schedule 3 on page 3 of Schedule H to compute your reduced property taxes or rent.
6. If your home was part of a farm, you may claim property taxes or rent on up to 120 acres of land adjoining your home, and all improvements on those 120 acres. Place a checkmark in the designated area above line 13. Do not claim property taxes or rent for more than 120 acres of land or for land that does not adjoin.
7. If your home or property was not part of a farm but was on more than one acre of land, and it was not used solely for personal purposes (see paragraph 3 on page 16), place checkmarks in the designated areas above line 13 and complete both Schedule 1 and Schedule 2 on page 3 of Schedule H. Fill in the amount from line 9 of Schedule 1 on line 1 of Schedule 2.
8. If you have moved from a homestead that you owned to tax-exempt housing and have tried to sell your former homestead, you may claim the property taxes while you still own it, for up to 12 months after you moved, provided: a) the tax-exempt housing you moved to is not a municipal housing authority making payments in place of taxes or a correctional or detention facility; and b) you do not rent or lease your former homestead to another person.

If your claim is based on this provision, attach a complete explanation, indicating that you have not rented or leased the homestead, the date you moved to the tax-exempt housing, and what attempts were made to sell the homestead.
9. If you file a federal business or rental schedule, list on each schedule the address of each property.

■ Lines 16 Through 19 – Credit Computation

Refer to the 2017 Homestead Credit Computation Tables A and B on pages 21 and 22 to determine your homestead credit. If you want the Department of Revenue to compute your credit, do not complete these lines. The department will notify you of the amount of your credit.

Sign and Date Your Claim

Be sure you (and your spouse if residing together) sign and date your Schedule H at the bottom of page 2. Also include your daytime phone number.

A homestead credit claim may not be signed for or filed on behalf of a deceased person. The claimant must be living at the time the claim is filed.

Note: A paper claim is considered filed when mailed or hand-delivered to the department. An electronic claim is considered filed when the department receives the transmission. A claim is not considered filed when it is mailed or delivered by hand or electronically to a tax preparer, electronic filing vendor, or other third party.

How to Assemble

Before you assemble your Wisconsin income tax return (if you are filing one) and homestead credit claim, make a complete copy. Keep the copy for your records. If filing a paper return, paper clip the tax return and homestead credit claim together in the following order:

- Wisconsin income tax Form 1, 1A, or 1NPR*
- Schedule H or Schedule H-EZ. See “How, When, and Where to File” on page 5, Part C.1, paragraph 3, if you already filed your tax return.
- Completed 2017 rent certificate(s) and/or copy of 2017 property tax bill(s) (payable in 2018)

- Other homestead credit notes, schedules, etc.
- Other Wisconsin schedules* (for example, Schedule WD, GL, AR, or I)
- Forms 1099-R and 1098-T (whether Wisconsin return is necessary or not)
- Wage statements
- Copy of federal income tax return and schedules* (not necessary if Wisconsin return is a Form 1A)

* Omit if no Wisconsin income tax return is filed or if you already filed your tax return.

If filing an electronic return, send your Form W-RA with the following attachments:

- Completed 2017 rent certificate(s) and/or copy of 2017 property tax bill(s) (payable in 2018)
- Other homestead credit notes and schedules, such as Schedules AR and GL.
- Forms 1099-R and 1098-T (whether Wisconsin return is necessary or not)
- Wage statements
- If you are disabled, either:
 - A statement from your physician that you are disabled, as defined on page 6, the date that you became disabled, and whether the disability is permanent or temporary,
 - A statement from the Veteran's Administration certifying that you are receiving a disability benefit due to 100 percent disability, or
 - A document or copy of a document from the Social Security Administration stating the date the disability began.

Checklist and Tips Page

To avoid delays in receiving your refund, see the checklist on the front cover and tips on paper filing your homestead claim on page 2.

Note: The following instructions do not apply if you were single during all of 2017, or if you were married and resided with your spouse during all of 2017.

These instructions apply to you only if during 2017 you were separated from your spouse for all or part of the year, you became married or divorced, or your spouse died. It is not necessary to read all 5 Parts of the Special Instructions; refer only to the Part or Parts that pertain to your situation.

In these instructions, “your own income” or “your own marital property income” means income or marital property income generated by your services and property. “Your spouse’s income” or “your spouse’s marital property income” means income or marital property income generated by your spouse’s services and property.

For more information about Wisconsin’s marital property law or about other terms used in these instructions, such as “notification,” “marital property” income, “nonmarital property” income, and “individual property,” refer to Publication 109, *Tax Information for Married Persons Filing Separate Returns and Persons Divorced in 2017*, which is available at any Department of Revenue office or from the Internet at revenue.wi.gov.

Part 1 Married but Separated ALL of 2017 (including one spouse in a nursing home)

Income –

- a) **Neither spouse notified the other of income** – If you and your spouse were married but you lived apart during the entire year, and neither spouse notified the other of the amount and nature (type) of marital property income, report all of your own household income on Schedule H, and none of your spouse’s income. If your spouse was in a nursing home and you received a “community spouse income allowance” under the Spousal Impoverishment Program, that income is not includable in your household income.

Note Answer “No” to question 6b on Schedule H.

- b) **One or both spouses notified other spouse** – If you and your spouse were married but you lived apart during the entire year, and either spouse (or both) notified the other of marital property income, compute household income as explained in Part 2.b.

Taxes/Rent – Compute property taxes and/or rent as explained in Part 2.

Part 2 Married but Separated PART of 2017 (including one spouse in a nursing home)

Income – If you and your spouse were separated for part of 2017, compute household income as follows:

- a) For the time you were married and living with your spouse in 2017, include all of the income of both you and your spouse.
- b) For the time you were married but living apart in 2017, compute household income under Wisconsin’s marital property law. Under marital property law, you must report all of your own nonmarital property income and none of your spouse’s nonmarital property income. The amount of marital property income you must report depends on whether you or your spouse notified each other of the amount and nature (type) of marital property income each of you generated during that time, as follows:
1. If you did not notify your spouse, report all of your own marital property income. If you did notify your spouse, report one-half of your own marital property income.
 2. If your spouse did not notify you, do not report any of your spouse’s marital property income. If your spouse did notify you, report one-half of your spouse’s marital property income.

Note Answer question 6b on Schedule H, relating to notification.

Exceptions: The marital property law does not apply during any time your spouse was not domiciled in (was not a resident of) Wisconsin.

A marital property agreement or unilateral statement has no effect in computing your household income.

If your spouse was in a nursing home and you received a “community spouse income allowance” under the Spousal Impoverishment Program, that income is not includable in your household income.

Taxes/Rent – You may claim your combined property taxes and/or rent for the time you lived together in 2017, plus only your own property taxes and/or rent for the balance of 2017.

CAUTION: Your home is presumed to be marital property. If you contend its classification is something else (such as individual property), you must provide proof of that classification; see item c) under “Attachments” on page 20.

If your home is marital property, you paid all of the 2017 property taxes, and you lived in that home while living apart from your spouse, one-half of the property taxes for that portion of the year must be treated as rent.

Example: You lived apart from your spouse for the last 3 months of 2017. Your home is marital property and you paid all of the 2017 property taxes (\$1,200). Include on line 13 the combined property taxes of you and your spouse for the 9 months you lived together (\$900). The property taxes you paid for the 3 months you lived apart (\$300) must be treated as though one-half was rent. Include one-half (\$150) as property taxes on line 13 and the other one-half (\$150) as rent on line 14c.

Attachments – Attach all of the following items:

- a) A statement indicating the dates in 2017 that 1) you were married and living with your spouse, and 2) you were married but living apart from your spouse.
- b) A schedule listing and identifying income as follows:
 1. For the time you were married and living together during 2017, all of the income of both you and your spouse.
 2. For the time you were married but living apart during 2017 –
 - All of your own income (if you did not notify your spouse of your marital property income).
 - Your own nonmarital property income and one-half of your own marital property income (if you notified your spouse of your marital property income).
 - One-half of your spouse's marital property income (if your spouse notified you of his or her marital property income).
- c) Information to prove the property is not marital property (if you claim all the property taxes), such as:
 1. A copy of the deed or other ownership verification.
 2. A statement of how it was acquired (purchase, gift, etc.) and the date.
 3. A listing of the source of funds used to pay for improvements and mortgage/loan payments since January 1, 1986.

Part 3 Marriage Took Place in 2017

Income – Include your own income for all of 2017, plus your spouse's income from the date of the marriage to December 31, 2017.

Taxes/Rent – You may claim your own property taxes and/or rent for the period of 2017 prior to your marriage, plus your combined property taxes and/or rent from the date of your marriage to December 31, 2017. If you resided together and did not pay an equal share of living expenses prior to your marriage, fill in the Shared Living Expenses Schedule on page 2 of the rent certificate.

Attachments – Attach all of the following items:

- a) A schedule showing the computation of your household income.
- b) A statement indicating the dates you resided together during 2017.

Part 4 Divorce Took Place in 2017

Income – Compute household income as follows:

- a) For the time you were married and living with your spouse in 2017, include all of the income of both you and your spouse.
- b) For the time you were married but living apart in 2017, compute household income under Wisconsin's marital property law, as explained in paragraph b) of the "Income" instructions in Part 2 on page 19.
- c) For the time you were not married in 2017 (after your divorce), report only your own income.

Taxes/Rent – You may claim your combined property taxes and/or rent for the time you lived together in 2017, plus only your own property taxes and/or rent for the balance of 2017. See the "CAUTION" in the "Taxes/Rent" instructions in Part 2 on page 19.

Attachments – Attach all of the following items:

- a) All the items listed in the "Attachments" section in Part 2 above.
- b) A schedule of your own income for the time you were not married in 2017 (after your divorce).
- c) A complete copy of the divorce judgment, including the final stipulation or marital settlement agreement (if you claim all the property taxes for the time after the divorce).

Part 5 Spouse Died in 2017

Income – Include your own income for all of 2017, plus your spouse's income up to the date of death.

Taxes/Rent – You may claim your combined property taxes and/or rent up to the date of death, plus your own property taxes and/or rent for the balance of 2017.

Attachments – Attach a statement indicating the date of your spouse's death.

2017 Homestead Credit Computation Table A

If line 12c (line 7c of Schedule H-EZ) is			If line 12c (line 7c of Schedule H-EZ) is			If line 12c (line 7c of Schedule H-EZ) is		
At least	But less than	Enter on line 17 (line 12 of Schedule H-EZ)	At least	But less than	Enter on line 17 (line 12 of Schedule H-EZ)	At least	But less than	Enter on line 17 (line 12 of Schedule H-EZ)
-	8,060	0	13,350	13,465	470	19,100		
8,060	8,175	5	13,465	13,580	480	19,100	19,215	975
			13,580	13,695	490	19,215	19,330	985
8,175	8,290	15	13,695	13,810	500	19,330	19,445	995
8,290	8,405	25	13,810	13,925	510	19,445	19,560	1,005
8,405	8,520	35				19,560	19,675	1,015
8,520	8,635	45	13,925	14,040	520			
8,635	8,750	56	14,040	14,155	530	19,675	19,790	1,025
			14,155	14,270	540	19,790	19,905	1,035
8,750	8,865	66	14,270	14,385	551	19,905	20,020	1,046
8,865	8,980	76	14,385	14,500	561	20,020	20,135	1,056
8,980	9,095	86	14,500			20,135	20,250	1,066
9,095	9,210	96						
9,210	9,325	106	14,500	14,615	571	20,250	20,365	1,076
			14,615	14,730	581	20,365	20,480	1,086
9,325	9,440	116	14,730	14,845	591	20,480	20,595	1,096
9,440	9,555	126	14,845	14,960	601	20,595	20,710	1,106
9,555	9,670	136	14,960	15,075	611	20,710	20,825	1,116
9,670	9,785	146						
9,785	9,900	157	15,075	15,190	621	20,825	20,940	1,126
9,900			15,190	15,305	631	20,940	21,055	1,137
9,900	10,015	167	15,305	15,420	641	21,055	21,170	1,147
10,015	10,130	177	15,420	15,535	652	21,170	21,285	1,157
10,130	10,245	187	15,535	15,650	662	21,285	21,400	1,167
10,245	10,360	197				21,400		
10,360	10,475	207	15,650	15,765	672	21,400	21,515	1,177
			15,765	15,880	682	21,515	21,630	1,187
10,475	10,590	217	15,880	15,995	692	21,630	21,745	1,197
10,590	10,705	227	15,995	16,110	702	21,745	21,860	1,207
10,705	10,820	237	16,110	16,225	712	21,860	21,975	1,217
10,820	10,935	248						
10,935	11,050	258	16,225	16,340	722	21,975	22,090	1,227
			16,340	16,455	732	22,090	22,205	1,238
11,050	11,165	268	16,455	16,570	743	22,205	22,320	1,248
11,165	11,280	278	16,570	16,685	753	22,320	22,435	1,258
11,280	11,395	288	16,685	16,800	763	22,435	22,550	1,268
11,395	11,510	298	16,800					
11,510	11,625	308	16,800	16,915	773	22,550	22,665	1,278
			16,915	17,030	783	22,665	22,780	1,288
11,625	11,740	318	17,030	17,145	793	22,780	22,895	1,298
11,740	11,855	328	17,145	17,260	803	22,895	23,010	1,308
11,855	11,970	338	17,260	17,375	813	23,010	23,125	1,318
11,970	12,085	349						
12,085	12,200	359	17,375	17,490	823	23,125	23,240	1,328
12,200			17,490	17,605	833	23,240	23,355	1,339
12,200	12,315	369	17,605	17,720	844	23,355	23,470	1,349
12,315	12,430	379	17,720	17,835	854	23,470	23,585	1,359
12,430	12,545	389	17,835	17,950	864	23,585	23,700	1,369
12,545	12,660	399				23,700		
12,660	12,775	409	17,950	18,065	874	23,700	23,815	1,379
			18,065	18,180	884	23,815	23,930	1,389
12,775	12,890	419	18,180	18,295	894	23,930	24,045	1,399
12,890	13,005	429	18,295	18,410	904	24,045	24,160	1,409
13,005	13,120	439	18,410	18,525	914	24,160	24,275	1,419
13,120	13,235	450						
13,235	13,350	460	18,525	18,640	924	24,275	24,390	1,429
			18,640	18,755	934	24,390	24,505	1,440
			18,755	18,870	945	24,505	24,620	1,450
			18,870	18,985	955	24,620	24,680	1,457
			18,985	19,100	965	24,680	or more	1,460

2017 Homestead Credit Computation Table B

If line 18 (line 13 of Schedule H-EZ) is			If line 18 (line 13 of Schedule H-EZ) is			If line 18 (line 13 of Schedule H-EZ) is		
At least	But less than	Your Credit is	At least	But less than	Your Credit is	At least	But less than	Your Credit is
			500			1,000		
–	.01	0						
.01	10	10	500	510	404	1,000	1,010	804
10	20	12	510	520	412	1,010	1,020	812
20	30	20	520	530	420	1,020	1,030	820
30	40	28	530	540	428	1,030	1,040	828
40	50	36	540	550	436	1,040	1,050	836
50	60	44	550	560	444	1,050	1,060	844
60	70	52	560	570	452	1,060	1,070	852
70	80	60	570	580	460	1,070	1,080	860
80	90	68	580	590	468	1,080	1,090	868
90	100	76	590	600	476	1,090	1,100	876
100	110	84	600	610	484	1,100	1,110	884
110	120	92	610	620	492	1,110	1,120	892
120	130	100	620	630	500	1,120	1,130	900
130	140	108	630	640	508	1,130	1,140	908
140	150	116	640	650	516	1,140	1,150	916
150	160	124	650	660	524	1,150	1,160	924
160	170	132	660	670	532	1,160	1,170	932
170	180	140	670	680	540	1,170	1,180	940
180	190	148	680	690	548	1,180	1,190	948
190	200	156	690	700	556	1,190	1,200	956
200	210	164	700	710	564	1,200	1,210	964
210	220	172	710	720	572	1,210	1,220	972
220	230	180	720	730	580	1,220	1,230	980
230	240	188	730	740	588	1,230	1,240	988
240	250	196	740	750	596	1,240	1,250	996
250			750			1,250		
250	260	204	750	760	604	1,250	1,260	1,004
260	270	212	760	770	612	1,260	1,270	1,012
270	280	220	770	780	620	1,270	1,280	1,020
280	290	228	780	790	628	1,280	1,290	1,028
290	300	236	790	800	636	1,290	1,300	1,036
300	310	244	800	810	644	1,300	1,310	1,044
310	320	252	810	820	652	1,310	1,320	1,052
320	330	260	820	830	660	1,320	1,330	1,060
330	340	268	830	840	668	1,330	1,340	1,068
340	350	276	840	850	676	1,340	1,350	1,076
350	360	284	850	860	684	1,350	1,360	1,084
360	370	292	860	870	692	1,360	1,370	1,092
370	380	300	870	880	700	1,370	1,380	1,100
380	390	308	880	890	708	1,380	1,390	1,108
390	400	316	890	900	716	1,390	1,400	1,116
400	410	324	900	910	724	1,400	1,410	1,124
410	420	332	910	920	732	1,410	1,420	1,132
420	430	340	920	930	740	1,420	1,430	1,140
430	440	348	930	940	748	1,430	1,440	1,148
440	450	356	940	950	756	1,440	1,450	1,156
450	460	364	950	960	764	1,450	1,460	1,164
460	470	372	960	970	772	1,460	or more	1,168
470	480	380	970	980	780			
480	490	388	980	990	788			
490	500	396	990	1,000	796			