

1A Wisconsin income tax 2008

Complete form using **BLACK INK**

Note

DO NOT STAPLE

Your social security number	Spouse's social security number
-----------------------------	---------------------------------

Your legal last name	Legal first name	M.I.
If a joint return, spouse's legal last name	Spouse's legal first name	M.I.

Home address (number and street). If you have a PO Box, see page 6.

City or post office	State	Zip code
---------------------	-------	----------

State election campaign fund
If you want \$1 to go to the State Election Campaign Fund, check here. You Your spouse
Designating an amount will not change your tax or refund.

Tax district Check below then fill in either the name of city, village, or town and the county in which you lived at the end of 2008.

City Village Town
City, village, or town **▶** _____

County of **▶** _____

School district number (see page 23) _____

Special conditions _____

Filing status

- Single
- Married filing joint return (even if only one had income)
- Head of household Fill in qualifying person's name
Also, check here if married. **▶** _____

Print numbers like this → 0123456789 Not like this → 0147 NO COMMAS; NO CENTS

ENCLOSE withholding statements



1	Wages, salaries, tips, etc. (see page 7)	1	_____	.00
2	Interest (see page 7)	2	_____	.00
3	Ordinary dividends (from line 9a of federal Form 1040A or 1040)	3	_____	.00
4	Capital gain distributions (see page 8)	4	_____	.00
5	Unemployment compensation (from worksheet, page 8)	5	_____	.00
6	Taxable IRA distributions, pensions, and annuities (see page 8)	6	_____	.00
7	Add lines 1 through 6	7	_____	.00
8	IRA deduction (see page 9)	8	_____	.00
9	Student loan interest deduction (see page 9)	9	_____	.00
10	Medical care insurance deduction (see page 9)	10	_____	.00
11	Add lines 8 through 10	11	_____	.00
12	Subtract line 11 from line 7. This is your Wisconsin income	12	_____	.00
13	If your parent (or someone else) can claim you (or your spouse) as a dependent, check here ▶	13	<input type="checkbox"/>	
14	Fill in the standard deduction for your filing status from table, page 31. But if you checked line 13, fill in amount from worksheet, page 10	14	_____	.00
15	Subtract line 14 from line 12. If line 14 is larger than line 12, fill in 0	15	_____	.00
16	Exemptions (Caution: see page 10)			
	a Fill in exemptions from your federal return _____ x \$700	16a	_____	.00
	b Check if 65 or older <input type="checkbox"/> You + <input type="checkbox"/> Spouse = _____ x \$250	16b	_____	.00
	c Add lines 16a and 16b	16c	_____	.00
17	Subtract line 16c from line 15. If line 16c is larger than line 15, fill in 0. This is your taxable income	17	_____	.00
18	Tax. Use amount on line 17 to find your tax using table, page 24	18	_____	.00
19	Armed forces member credit (must be stationed outside U.S., see page 11)	19	_____	.00
20	School property tax credit			
	a Rent paid in 2008—heat included _____ .00	} Find credit from table page 12 ..	20a	_____ .00
	Rent paid in 2008—heat not included _____ .00			
	b Property taxes paid on home in 2008 _____ .00 ▶	} Find credit from table page 13 ..	20b	_____ .00
21	Working families tax credit, see page 14	21	_____	.00
22	Married couple credit. Complete schedule on reverse side	22	_____	.00
23	Add lines 19 through 22. This is the total of your credits	23	_____	.00
24	Subtract line 23 from line 18. If line 23 is larger than line 18, fill in 0. This is your net tax	24	_____	.00








PAPER CLIP payment here

NO COMMAS; NO CENTS

25 Fill in net tax from line 24 **25** .00

26 Sales and use tax due on out-of-state purchases (see page 15). **26** .00

27 Donations (decreases refund or increases amount owed)

a Endangered resources 	.00	e Multiple sclerosis 	.00
b Packers football stadium 	.00	f Firefighters memorial 	.00
c Breast cancer research 	.00	g Prostate cancer research 	.00
d Veterans trust fund 	.00	Total (add lines a through g) 27h .00	

28 Add lines 25, 26, and 27h. **28** .00

29 Wisconsin income tax withheld. Enclose withholding statements **29** .00

30 2008 estimated tax payments and amount applied from 2007 return . . . **30** .00

31 Earned income credit (see page 16)
Qualifying Federal
children ▶ _____ credit **31** .00

32 Homestead credit. Attach Schedule H or H-EZ **32** .00

33 Eligible veterans and surviving spouses property tax credit **33** .00

34 Add lines 29 through 33 **34** .00

35 If line 34 is more than line 28, subtract line 28 from line 34. This is the **AMOUNT YOU OVERPAID** **35** .00

36 Amount of line 35 you want **REFUNDED TO YOU** **36** .00

37 Amount of line 35 you want **applied to your 2009 estimated tax** **37** .00

38 If line 34 is less than line 28, subtract line 34 from line 28. This is the **AMOUNT YOU OWE** . . **38** .00

39 Underpayment interest. Exception code – See Schedule U → **39** .00
Also include on line 38 (see page 19).

Third Party Designee Do you want to allow another person to discuss this return with the department (see page 19)? **Yes** Complete the following. **No**

Designee's name ▶ _____ Phone no. ▶ () _____ Personal identification number (PIN) ▶

Sign below Under penalties of law, I declare that this return and all attachments are true, correct, and complete to the best of my knowledge and belief.

Your signature _____ Spouse's signature (if filing jointly, BOTH must sign) _____ Date _____ Daytime phone () _____

Mail your return to: Wisconsin Department of Revenue *If tax due* PO Box 268, Madison WI 53790-0001
If homestead credit claimed PO Box 34, Madison WI 53786-0001
If refund or no tax due PO Box 59, Madison WI 53785-0001

Married Couple Credit When Both Spouses Are Employed

	(A) YOURSELF	(B) YOUR SPOUSE
1 Wages, salaries, tips, and other employee compensation from line 1 of Form 1A. Do not include deferred compensation or scholarships and fellowships that are not reported on a W-2 1	.00	.00
2 IRA deduction, if any, from line 8 of Form 1A. 2	.00	.00
3 Subtract line 2 from line 1 3	.00	.00
4 Compare amounts in columns (A) and (B) of line 3. Fill in the smaller amount here. If more than \$16,000, fill in \$16,000 4		.00
5 Rate of credit is .03 (3%) 5		X .03
6 Multiply line 4 by line 5. Round the result and fill in here and on line 22 of Form 1A. Do NOT fill in more than \$480 6		.00



R T MAN C

For Department Use Only