

# Monthly Economic Update

---

**JUNE 2023, FEATURING MAY NEWS RELEASES  
WISCONSIN DEPARTMENT OF REVENUE**

Based in part on information and commentary supplied by Federal  
and State government statistical agencies.

# Wisconsin Updates

---

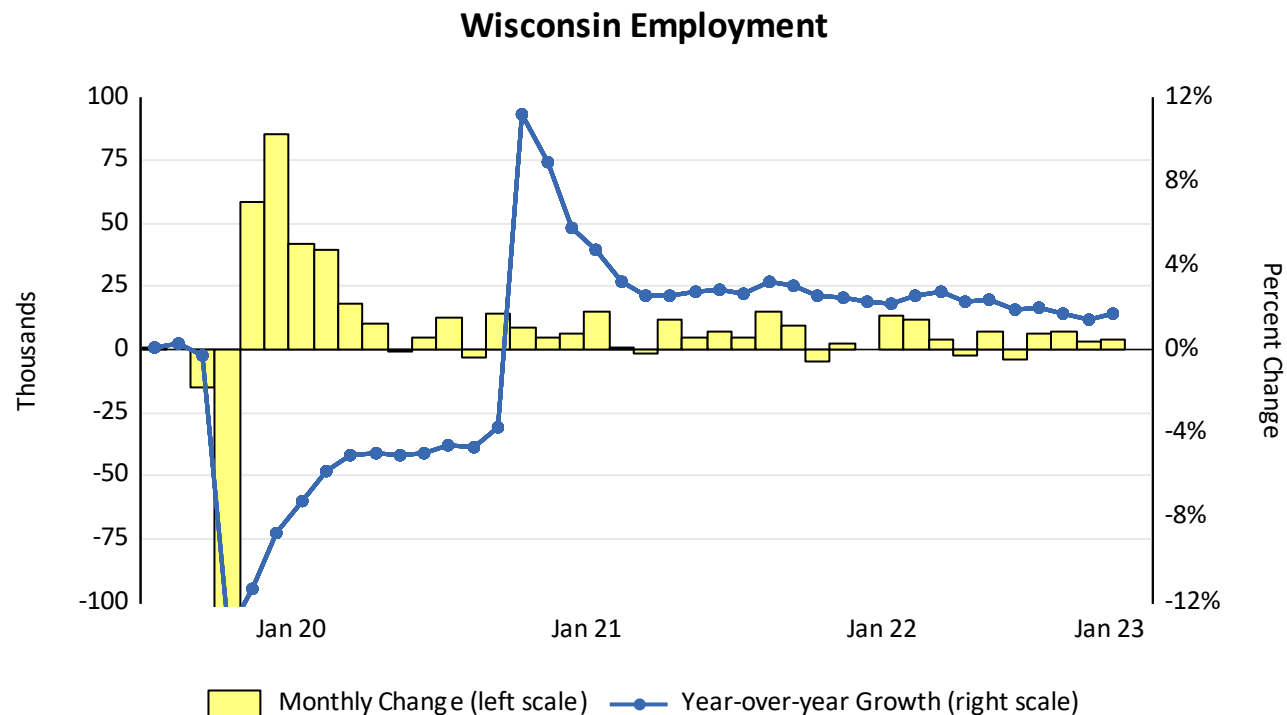
Employment

- Sectors

Exports

Housing Permits

# Wisconsin Added 3,800 Jobs in April



Wisconsin added 3,800 jobs in April, as employment topped the 3-million level for the first time, reaching 3,003,600.

Wisconsin employment has increased 1.7% over the past year, a gain of 51,500 jobs.

Job gains over the month were seen in professional and business services (+2,400), construction (+2,600) and manufacturing (+500), among others.

Government employment added 100 jobs over the month.

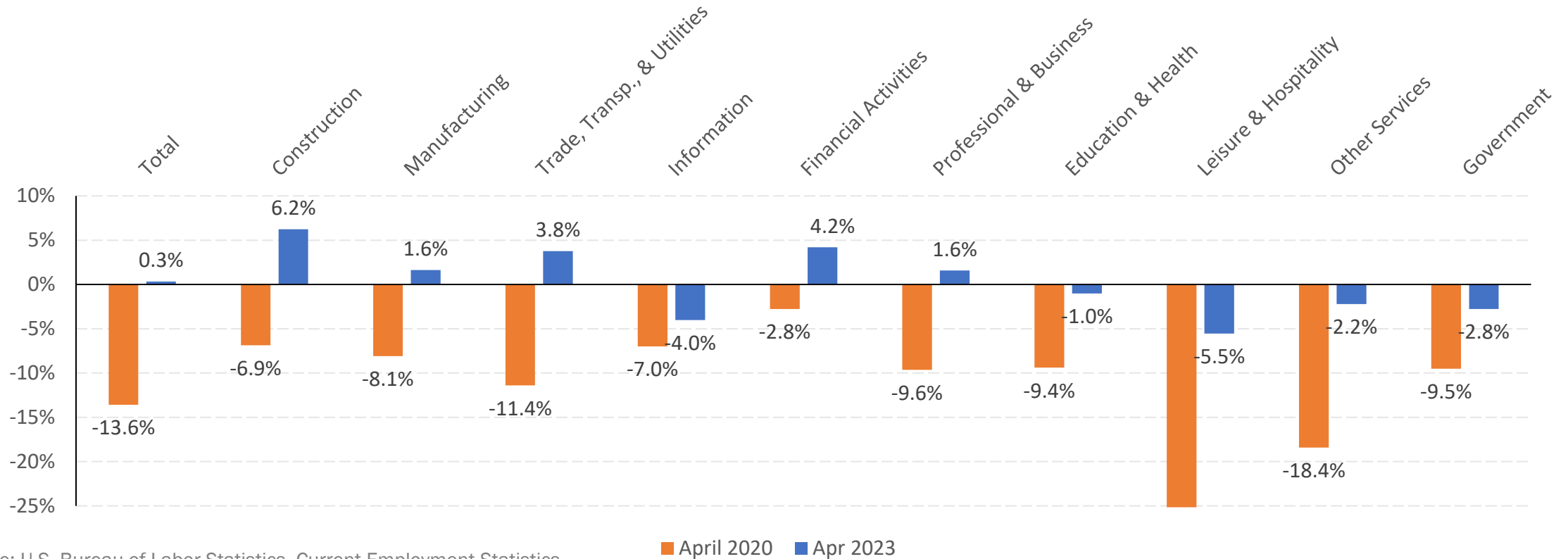
The unemployment rate fell again to 2.4%, Wisconsin's lowest unemployment rate in history. The national unemployment rate was 3.4%.

The labor force participation rate increased 0.2 percentage points to 64.8%, versus a rate of 62.6% at the national level.

Source: U.S. Bureau of Labor Statistics, Current Employment Statistics

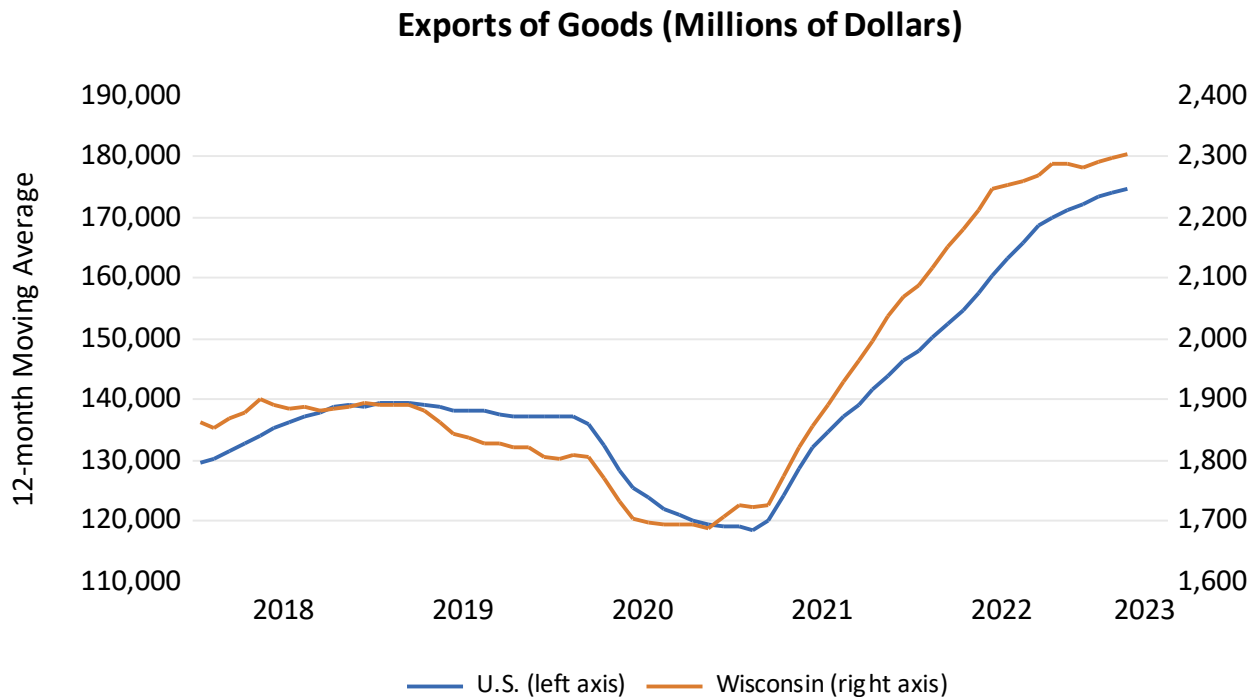
# Private Education and Health Services Close to Recovering Jobs Lost

Percent Change in Wisconsin Employment Since February 2020



Source: U.S. Bureau of Labor Statistics, Current Employment Statistics

# WI Goods Exports Increased 3.7% in First Quarter



Wisconsin's goods exports increased 3.7% year-over-year (y/y) in the first quarter of 2023.

This is down from annual increases of 22.8% in 2021 and 17.6% in 2022 as exports recovered from low levels during the pandemic in 2020.

The pace of Wisconsin exports of machinery, transportation equipment, and processed foods all slowed in the first quarter, while exports of computer electronic components picked up. There was a 31.5% drop in exports of chemicals.

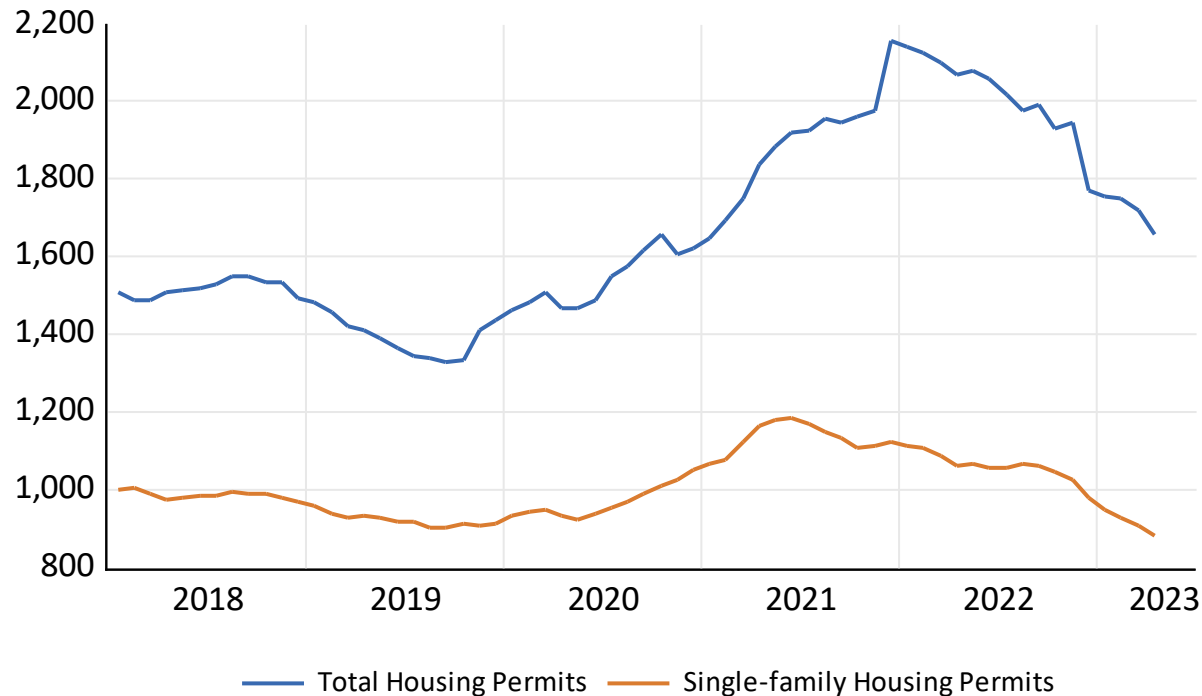
As for trade partners, Wisconsin goods exports to China and the United Kingdom declined by double-digits in the first quarter. Exports to Mexico are up, while exports to Canada, Wisconsin's number one trade partner, have slowed.

Nationally, exports are following a similar pattern, with goods exports increasing 6.6% y/y in the first quarter. U.S. exports of goods increased 21.1% and 10.4%, respectively, in 2021 and 2022.

Source: International Trade Administration, U.S. Department of Commerce

# Housing Permits Continued to Fall During First Four Months of 2023

Wisconsin Housing Permits  
12-Month Moving Average



Wisconsin's permits for new housing continue to decline in 2023.

Total housing permits are down 18.2% through the first four months of 2023, while single-family permits are down 27.1%.

Multi-family permits, a much smaller segment than single-family, declined 5.0%.

Permits declined throughout most of 2022, with total permits down 17.9% and single-family permits declining 12.8%.

At the national level, permits are beginning to show signs of turning around, and have risen the past three months.

Source: U.S. Census Bureau

# U.S. Updates

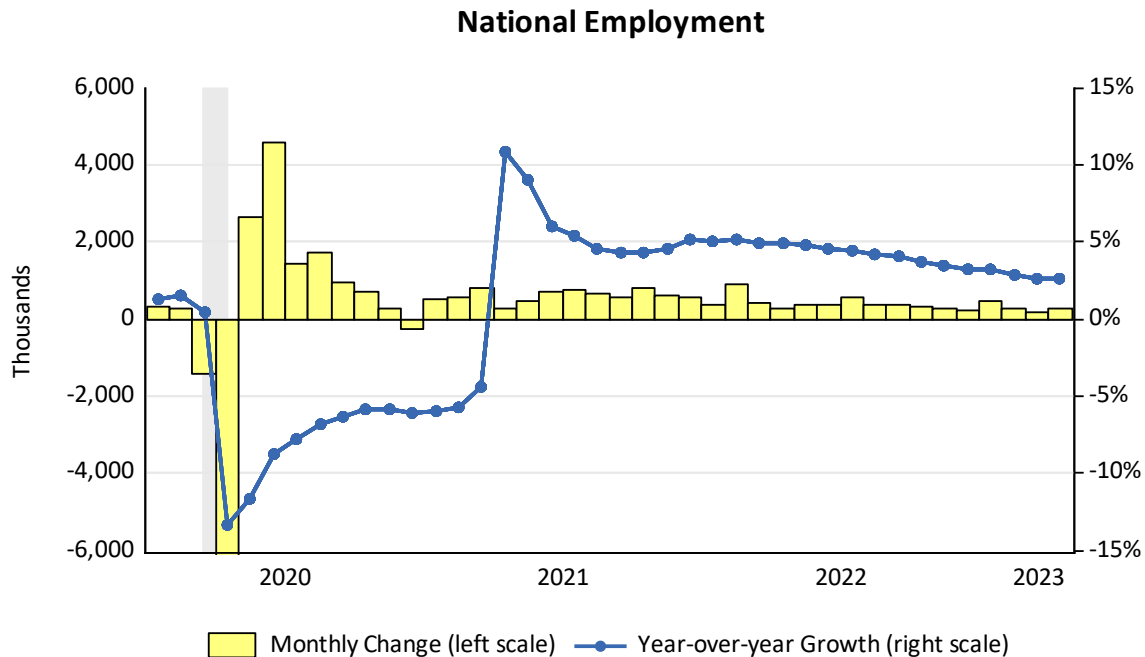
---

Employment

Inflation (CPI)

Consumer Sentiment

# U.S. Employers Added 253,000 Jobs in April



Total nonfarm payroll employment rose by 253,000 in April, compared with the average monthly gain of 290,000 over the prior six months.

Both the unemployment rate, at 3.4%, and the number of unemployed persons, at 5.7 million, changed little in April. The unemployment rate has ranged from 3.4% to 3.7% since March 2022.

The labor force participation rate, at 62.6%, and the employment-population ratio, at 60.4%, were unchanged in April. These measures remain below their pre-pandemic February 2020 levels (63.3% and 61.1% respectively).

In April, employment continued to trend up in professional and business services (+43,000). Employment in temporary help services continued to trend down over the month (-23,000) and is down by 174,000 since its peak in March 2022.

Employment in health care increased by 40,000 in April, compared with the average monthly gain of 47,000 over the prior 6 months. Over the month, employment continued to trend up in ambulatory health care services (+24,000), nursing and residential care facilities (+9,000), and hospitals (+7,000).

Employment in leisure and hospitality continued to trend up in April (+31,000), largely in food services and drinking places (+25,000). Employment in this industry remains below its pre-pandemic February 2020 level by 402,000, or 2.4%.

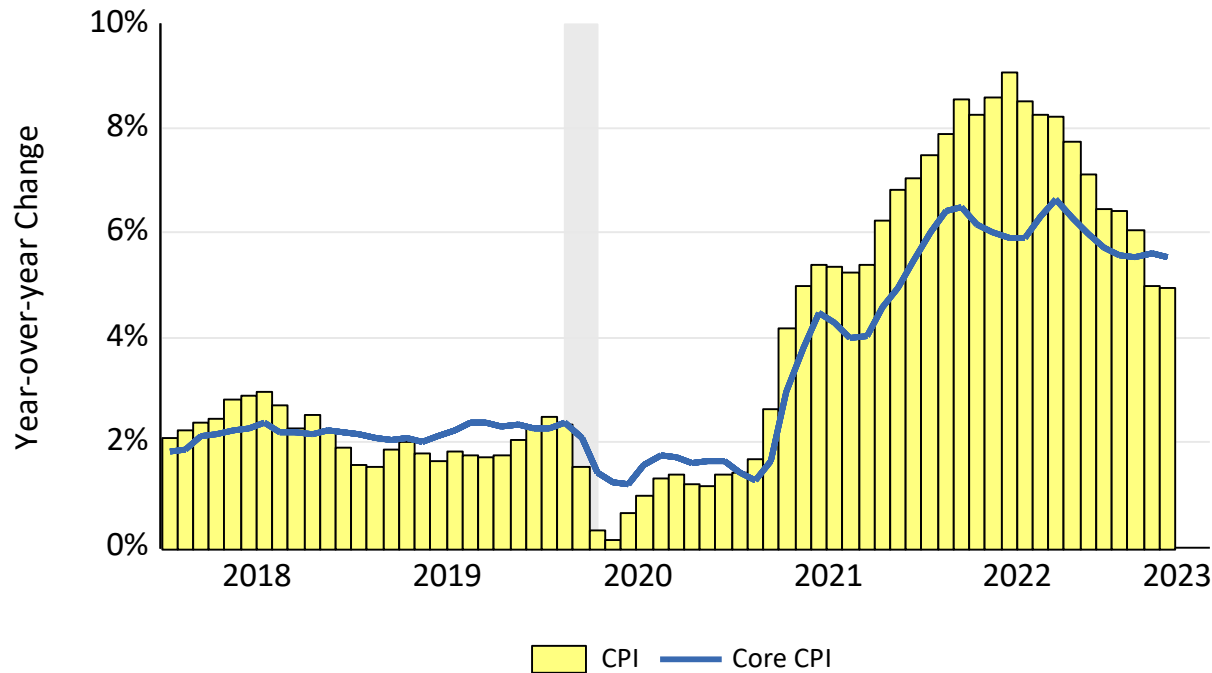
The change in total nonfarm payroll employment for February and March were both revised down. With these revisions, employment for those two months combined is 149,000 lower than previously reported.

Source: U.S. Bureau of Labor Statistics, Monthly Employment Report



# Consumer Price Increases Slow to 4.9% Over Past 12 Months

Consumer Price Index (CPI)



The Consumer Price Index for All Urban Consumers (CPI-U) rose 0.4% in April on a seasonally adjusted basis, after increasing 0.1% in March. Over the last 12 months, the CPI increased 4.9% before seasonal adjustment.

The index for shelter was the largest contributor to the monthly all items increase, followed by increases in the index for used cars and trucks and the index for gasoline. The increase in the gasoline index more than offset declines in other energy component indexes, and the energy index rose 0.6% in April.

The food index was unchanged in April, as it was in March. The index for food at home fell 0.2% over the month while the index for food away from home rose 0.4%.

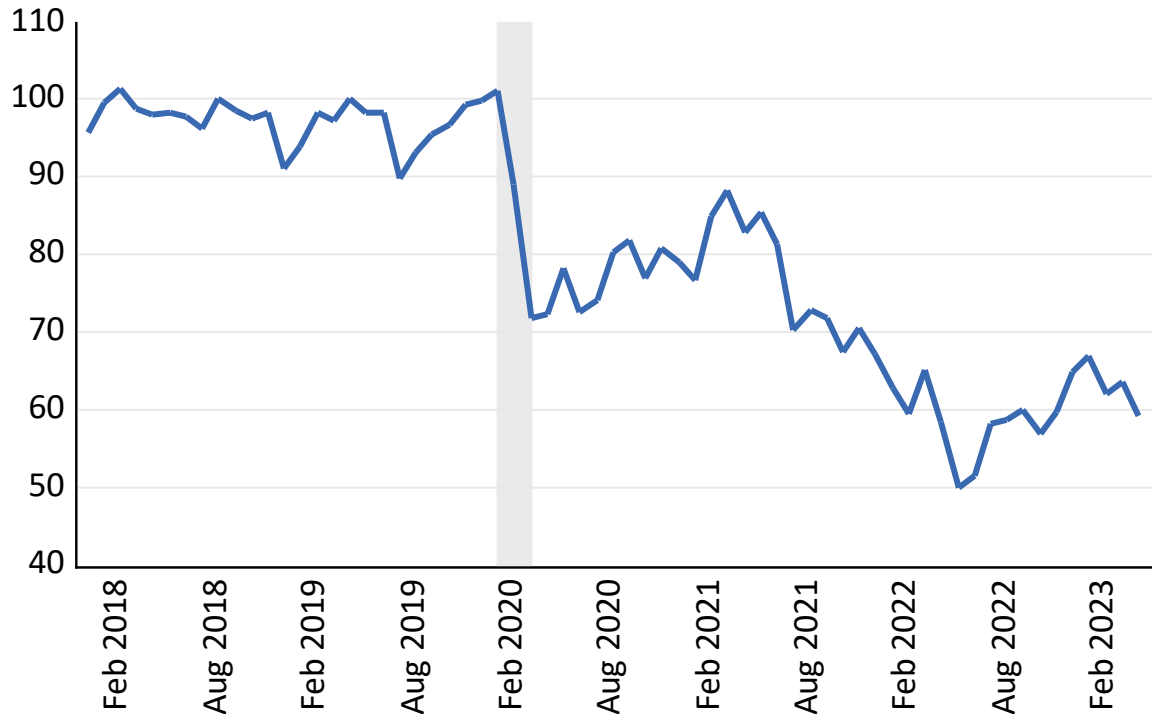
The index for all items less food and energy rose 0.4% in April, as it did in March. Indexes which increased in April include shelter, used cars and trucks, motor vehicle insurance, recreation, household furnishings and operations, and personal care. The index for airline fares and the index for new vehicles were among those that decreased over the month.

The all items index increased 4.9% for the 12 months ending April; this was the smallest 12-month increase since the period ending April 2021. Core CPI, which excludes food and energy, rose 5.5% over the last 12 months. The energy index decreased 5.1% for the 12 months ending April, and the food index increased 7.7% over the last year.

Source: U.S. Bureau of Labor Statistics, Consumer Price Index

# Consumer Sentiment Fell 6.8% in May

Consumer Sentiment - Michigan Survey



Source: University of Michigan, Surveys of Consumers

The University of Michigan Consumer Sentiment Index fell 6.8% in May, from a reading of 63.5 in April to 59.2.

However, the May 2023 reading was 1.4% above last year's level.

Sentiment fell most severely for consumer in the West, where home prices are seeing declines, and to consumers with middle incomes.

The Index of current economic conditions fell 4.8% to 64.9 in May, while the index of consumer expectations fell 8.4%, to 55.4. Both measures are above their year-ago levels, by 2.5% and 0.4%, respectively.

Long-run expectations also fell, down 13% in May, while at the same time consumer views of the own personal finances changed little from April.

# Get in Touch

---

Check out our **data visualizations** at [DorViz.wi.gov](https://DorViz.wi.gov).

Anything you'd like to see that we haven't covered? **Let us know!**  
[doreconomists@wisconsin.gov](mailto:doreconomists@wisconsin.gov)

**Sign Up** for the Monthly Economic News Update: [Subscribe to DOR E-News \(wi.gov\)](#)