

# 1A Wisconsin income tax

# 2006


Complete form using **BLACK INK**

DO NOT STAPLE

Your social security number 		Spouse's social security number 	
Your legal last name		Legal first name	M.I.
If a joint return, spouse's legal last name		Spouse's legal first name	M.I.
Home address (number and street)			<b>State election campaign fund</b> If you want \$1 to go to the State Election Campaign Fund, check box(es). <input type="checkbox"/> You <input type="checkbox"/> Your spouse Checking the box(es) will not change your tax or refund.
City or post office		State	
<b>Filing status</b> <input type="checkbox"/> Single <input type="checkbox"/> Married filing joint return (even if only one had income) <input type="checkbox"/> Head of household <span style="margin-left: 20px;">Fill in qualifying person's name</span> Also, check here if married. <input type="checkbox"/>			<b>Tax district</b> Check proper box and fill in name of city, village, or town and the county in which you lived at the end of 2006. Fill in name <input type="checkbox"/> City <input type="checkbox"/> Village <input type="checkbox"/> Town of city, village, or town ▶ _____ <b>County of</b> ▶ _____ <b>School district</b> Fill in your school district number (see page 24) _____ <b>Special conditions</b> <input type="checkbox"/>

ENCLOSE withholding statements

1	Wages, salaries, tips, etc. (see page 4) . . . . .	1	.00
2	Interest (see page 4) . . . . .	2	.00
3	Ordinary dividends (from line 9a of federal Form 1040A or 1040)	3	.00
4	Capital gain distributions (see page 5) . . . . .	4	.00
5	Unemployment compensation (from worksheet, page 5) . . . . .	5	.00
6	Taxable IRA distributions, pensions and annuities, and social security benefits (see page 5) . . . . .	6	.00
7	Add lines 1 through 6 . . . . .	7	.00
8	IRA deduction (see page 7) . . . . .	8	.00
9	Student loan interest deduction (see page 7) . . . . .	9	.00
10	Add lines 8 and 9 . . . . .	10	.00
11	Subtract line 10 from line 7. This is your Wisconsin income . . . . .	11	.00
12	If your parent (or someone else) can claim you (or your spouse) as a dependent, check here ▶ <input type="checkbox"/>	12	<input type="checkbox"/>
13	Fill in the <b>standard deduction</b> for your filing status from table, page 16. <b>But</b> if you checked the box on line 12, fill in amount from worksheet, page 7 . . . . .	13	.00
14	Subtract line 13 from line 11. If line 13 is larger than line 11, fill in 0 . . . . .	14	.00
15	Deduction for exemptions (from line 6 of Exemption Worksheet, page 7) . . . . .	15a	.00
	<b>b</b> Fill in number of dependents (do not count yourself or your spouse) ▶ _____ You Spouse		
	<b>c</b> If you (or your spouse if filing joint) were <b>age 65 or over</b> , check here . . . . . ▶ <input type="checkbox"/> <input type="checkbox"/>		
16	Subtract line 15a from line 14. If line 15a is larger than line 14, fill in 0. This is your taxable income	16	.00
17	Tax. Use amount on line 16 to find your tax using table, page 17 . . . . .	17	.00
18	Armed forces member credit (must be stationed outside U.S., see page 8) . . . . .	18	.00
19	School property tax credit		
	a Rent paid in 2006–heat included _____ .00	} Find credit from table page 9 . . . . .	19a _____ .00
	Rent paid in 2006–heat not included _____ .00		
	b Property taxes paid on home in 2006 _____ .00 ▶	} Find credit from table page 10 . . . . .	19b _____ .00
20	Working families tax credit, see page 10 . . . . .	20	.00
21	Married couple credit. Complete schedule on reverse side . . . . .	21	.00
22	Add lines 18 through 21. This is the total of your credits . . . . .	22	.00
23	Subtract line 22 from line 17. If line 22 is larger than line 17, fill in 0. This is your net tax . . . . .	23	.00










PAPER CLIP payment here

24 Fill in net tax from line 23 ..... 24 \_\_\_\_\_ .00

25 Sales and use tax due on out-of-state purchases (see page 11) ..... 25 \_\_\_\_\_ .00

26 Donations (decreases refund or increases amount owed)

- Endangered resources  a \_\_\_\_\_ .00
- Multiple sclerosis  e \_\_\_\_\_ .00
- Packers football stadium  b \_\_\_\_\_ .00
- Firefighters memorial  f \_\_\_\_\_ .00
- Breast cancer research  c \_\_\_\_\_ .00
- Prostate cancer research  g \_\_\_\_\_ .00
- Veterans trust fund  d \_\_\_\_\_ .00

Total (add lines a through g) ..... **26h** \_\_\_\_\_ .00

27 Add lines 24, 25, and 26h ..... 27 \_\_\_\_\_ .00

28 Wisconsin income tax withheld. Enclose withholding statements . . . . 28 \_\_\_\_\_ .00

29 2006 estimated tax payments and amount applied from 2005 return . 29 \_\_\_\_\_ .00

30 Earned income credit (see page 12)

Qualifying Federal  
children ▶ \_\_\_\_\_ credit .. \_\_\_\_\_ .00 x \_\_\_\_\_ % = .. 30 \_\_\_\_\_ .00

31 Homestead credit. Attach Schedule H or H-EZ ..... **31** \_\_\_\_\_ .00

32 Eligible veterans and surviving spouses property tax credit ..... 32 \_\_\_\_\_ .00

33 Add lines 28 through 32 ..... 33 \_\_\_\_\_ .00

34 If line 33 is more than line 27, subtract line 27 from line 33. This is the **AMOUNT YOU OVERPAID** 34 \_\_\_\_\_ .00

35 Amount of line 34 you want **REFUNDED TO YOU** ..... 35 \_\_\_\_\_ .00

36 Amount of line 34 you want **applied to your 2007 estimated tax** . . . 36 \_\_\_\_\_ .00

37 If line 33 is less than line 27, subtract line 33 from line 27. This is the **AMOUNT YOU OWE** .. 37 \_\_\_\_\_ .00

38 Underpayment interest. Also include on line 37 .....  38 \_\_\_\_\_ .00

**Third Party Designee** Do you want to allow another person to discuss this return with the department (see page 14)?  **Yes** Complete the following.  **No**

Designee's name ▶ \_\_\_\_\_ Phone no. ▶ ( \_\_\_\_\_ )

Personal identification number (PIN) ▶

**Sign below** Under penalties of law, I declare that this return and all attachments are true, correct, and complete to the best of my knowledge and belief.

Your signature \_\_\_\_\_ Spouse's signature (if filing jointly, BOTH must sign) \_\_\_\_\_ Date \_\_\_\_\_

**Mail your return to:** Wisconsin Department of Revenue

If tax due ..... PO Box 268, Madison WI 53790-0001

If homestead credit claimed .... PO Box 34, Madison WI 53786-0001

If refund or no tax due ..... PO Box 59, Madison WI 53785-0001

### Married Couple Credit When Both Spouses Are Employed

	(A) YOURSELF	(B) YOUR SPOUSE
1 Wages, salaries, tips, and other employee compensation from line 1 of Form 1A. Do not include deferred compensation or scholarships and fellowships that are not reported on a W-2. .... <b>1</b>	.00	.00
2 IRA deduction, if any, from line 8 of Form 1A ..... <b>2</b>	.00	.00
3 Subtract line 2 from line 1 ..... <b>3</b>	.00	.00
4 Compare amounts in columns (A) and (B) of line 3. Fill in the smaller amount here. If more than \$16,000, fill in \$16,000 . . . <b>4</b>		.00
5 Rate of credit is .03 (3%) ..... <b>5</b>		x <b>.03</b>
6 Multiply line 4 by line 5. Round the result and fill in here and on line 21 on reverse side ..... <b>6</b>	<b>Do not fill in more than \$480</b>	.00



R T MAN D A C

For Department Use Only