

1A Wisconsin income tax 2008

Complete form using **BLACK INK**

Note

DO NOT STAPLE

Your social security number 998 70 5622	Spouse's social security number 963 15 2185
--	--

Your legal last name BAREFOOT	Legal first name MOOSE	M.I. C
----------------------------------	---------------------------	-----------

If a joint return, spouse's legal last name BAREFOOT	Spouse's legal first name NIKKI	M.I. K
---	------------------------------------	-----------

Home address (number and street). If you have a PO Box, see page 6.
1620 N HOT COALS WALK

City or post office TWO RIVERS	State WI	Zip code 54241
-----------------------------------	-------------	-------------------

Filing status

Single

Married filing joint return (even if only one had income)

Head of household

Also, check here if married. Fill in qualifying person's name

State election campaign fund
If you want \$1 to go to the State Election Campaign Fund, check here. You Your spouse
Designating an amount will not change your tax or refund.

Tax district Check below then fill in either the name of city, village, or town and the county in which you lived at the end of 2008.

City Village Town
City, village, or town **TWO RIVERS**


County of **MANITOWOC**

School district number (see page 23) **5824**

Special conditions

Print numbers like this → 0 1 2 3 4 5 6 7 8 9 Not like this → 0147 **NO COMMAS; NO CENTS**

1	Wages, salaries, tips, etc. (see page 7)	1	56000 .00
2	Interest (see page 7)	2	.00
3	Ordinary dividends (from line 9a of federal Form 1040A or 1040)	3	.00
4	Capital gain distributions (see page 8)	4	.00
5	Unemployment compensation (from worksheet, page 8)	5	.00
6	Taxable IRA distributions, pensions, and annuities (see page 8)	6	3600 .00
7	Add lines 1 through 6	7	59600 .00
8	IRA deduction (see page 9)	8	.00
9	Student loan interest deduction (see page 9)	9	.00
10	Medical care insurance deduction (see page 9)	10	.00
11	Add lines 8 through 10	11	.00
12	Subtract line 11 from line 7. This is your Wisconsin income	12	59600 .00
13	If your parent (or someone else) can claim you (or your spouse) as a dependent, check here	13	<input type="checkbox"/>
14	Fill in the standard deduction for your filing status from table, page 31. But if you checked line 13, fill in amount from worksheet, page 10	14	7908 .00
15	Subtract line 14 from line 12. If line 14 is larger than line 12, fill in 0	15	51692 .00
16	Exemptions (Caution: see page 10)		
	a Fill in exemptions from your federal return _____ x \$700	16a	.00
	b Check if 65 or older <input type="checkbox"/> You + <input type="checkbox"/> Spouse = _____ x \$250	16b	.00
	c Add lines 16a and 16b	16c	.00
17	Subtract line 16c from line 15. If line 16c is larger than line 15, fill in 0. This is your taxable income	17	51692 .00
18	Tax. Use amount on line 17 to find your tax using table, page 24	18	3066 .00
19	Armed forces member credit (must be stationed outside U.S., see page 11)	19	.00
20	School property tax credit		
	a Rent paid in 2008—heat included .00	} Find credit from table page 12 ..	20a .00
	Rent paid in 2008—heat not included .00		
	b Property taxes paid on home in 2008 4300 .00	} Find credit from table page 13 ..	20b 300 .00
21	Working families tax credit, see page 14	21	.00
22	Married couple credit. Complete schedule on reverse side	22	.00
23	Add lines 19 through 22. This is the total of your credits	23	300 .00
24	Subtract line 23 from line 18. If line 23 is larger than line 18, fill in 0. This is your net tax	24	2766 .00



ENCLOSE withholding statements








PAPER CLIP payment here

NO COMMAS; NO CENTS

25 Fill in net tax from line 24 **25** 2766 .00

26 Sales and use tax due on out-of-state purchases (see page 15). **26** .00

27 Donations (decreases refund or increases amount owed)

a Endangered resources  .00	e Multiple sclerosis  .00
b Packers football stadium  .00	f Firefighters memorial  .00
c Breast cancer research  .00	g Prostate cancer research  .00
d Veterans trust fund  .00	Total (add lines a through g) 27h .00

28 Add lines 25, 26, and 27h. **28** 2766 .00

29 Wisconsin income tax withheld. Enclose withholding statements **29** 4476 .00

30 2008 estimated tax payments and amount applied from 2007 return . . . **30** .00

31 Earned income credit (see page 16)
Qualifying Federal
children ▶ credit **31** .00

32 Homestead credit. Attach Schedule H or H-EZ **32** .00

33 Eligible veterans and surviving spouses property tax credit **33** .00

34 Add lines 29 through 33 **34** 5392 .00

35 If line 34 is more than line 28, subtract line 28 from line 34. This is the **AMOUNT YOU OVERPAID** **35** 2626 .00

36 Amount of line 35 you want **REFUNDED TO YOU** **36** 2626 .00

37 Amount of line 35 you want **applied to your 2009 estimated tax** **37** .00

38 If line 34 is less than line 28, subtract line 34 from line 28. This is the **AMOUNT YOU OWE** . . **38** .00

39 Underpayment interest. Exception code – See Schedule U → **39** .00
Also include on line 38 (see page 19).

Third Party Designee Do you want to allow another person to discuss this return with the department (see page 19)? **Yes** Complete the following. **No**

Designee's name ▶ Phone no. ▶ () Personal identification number (PIN) ▶

Sign below Under penalties of law, I declare that this return and all attachments are true, correct, and complete to the best of my knowledge and belief.

Your signature Spouse's signature (if filing jointly, BOTH must sign) Date Daytime phone ()

Mail your return to: Wisconsin Department of Revenue *If tax due* PO Box 268, Madison WI 53790-0001
If homestead credit claimed PO Box 34, Madison WI 53786-0001
If refund or no tax due PO Box 59, Madison WI 53785-0001

Married Couple Credit When Both Spouses Are Employed

	(A) YOURSELF	(B) YOUR SPOUSE
1 Wages, salaries, tips, and other employee compensation from line 1 of Form 1A. Do not include deferred compensation or scholarships and fellowships that are not reported on a W-2 1	.00	.00
2 IRA deduction, if any, from line 8 of Form 1A. 2	.00	.00
3 Subtract line 2 from line 1 3	.00	.00
4 Compare amounts in columns (A) and (B) of line 3. Fill in the smaller amount here. If more than \$16,000, fill in \$16,000 4		.00
5 Rate of credit is .03 (3%). 5		X .03
6 Multiply line 4 by line 5. Round the result and fill in here and on line 22 of Form 1A. Do NOT fill in more than \$480 6		.00



R T MAN C

For Department Use Only

Check here if an amended return

Claimant's social security number		Spouse's social security number	
Claimant's legal last name	Legal first name	M.I.	Check below then fill in either the name of city, village, or town, and the county in which you lived at the end of 2008. <input type="checkbox"/> City <input type="checkbox"/> Village <input type="checkbox"/> Town City, village, or town <input type="checkbox"/> County of <input type="checkbox"/>
Spouse's legal last name	Spouse's legal first name	M.I.	
Home address (number and street)			Special conditions <input type="checkbox"/> (See page 7.)
City or post office	State	Zip code	

- 1a** What was your age as of December 31, 2008? (If you were under 18, you do not qualify for homestead credit for 2008.) **1a** Fill in age
- b** If your spouse was age 65 or over as of December 31, 2008, check where indicated **1b** Check here
- 2** Were you a legal resident of Wisconsin from 1-1-08 through 12-31-08? (If "No," you do not qualify.) **2** Yes No
- 3** Were you claimed or will you be claimed as a dependent on someone else's 2008 federal income tax return? (If "Yes" and you were under age 62 on December 31, 2008, you do not qualify.) **3** Yes No
- 4a** Are you now living in a nursing home? (If "Yes," indicate the date you entered _____ and the nursing home name and address _____) **4a** Yes No
- b** If "Yes," are you receiving medical assistance under Title XIX? (If both 4a and 4b are "Yes," you do not qualify.) **4b** Yes No
- 5** Did you become married or divorced in 2008? (If "Yes," fill in date _____; see page 16.) **5** Yes No
- 6a** If married for any part of 2008, did you and your spouse maintain separate homes during any part of the year? (If "Yes," see page 15.) **6a** Yes No
- b** If you and your spouse maintained separate homes while married during 2008, did either spouse notify the other of their marital property income? (See page 15.) **6b** Yes No

Print numbers like this → **0123456789** **Not like this** → ~~0147~~ **NO COMMAS; NO CENTS**

Household Income Include all 2008 income as listed below. If married, include the incomes of both spouses. See pages 7 to 11.

- 7** Wisconsin income from your 2008 income tax return. If you **already filed** your tax return, **attach a copy marked "Duplicate."** (See page 5, Part C.1, paragraph 3.) **7** 59600.00
- 8** If you or you and your spouse **are not filing** a 2008 Wisconsin return, fill in Wisconsin **taxable** income on lines 8a and 8b.
- a** Wages .00 + Interest .00 + Dividends .00 = **8a** .00
- b** Other taxable income. Attach a schedule listing each income item **8b** .00
- 9 Nontaxable household income. Do not include amounts filled in on line 7, 8a, or 8b.**
- a** Unemployment compensation **9a** .00
- b** Social security, federal and state SSI, SSI-E, SSD, and caretaker supplement payments. Include Medicare premium deductions **9b** .00
- c** Railroad retirement benefits. Include Medicare premium deductions **9c** .00
- d** Pensions and annuities, including IRA, SEP, SIMPLE, and qualified plan distributions (see page 8) **9d** .00
- e** Contributions to deferred compensation plans (see box 12 of wage statements, and page 8) **9e** .00
- f** Contributions to IRA, self-employed SEP, SIMPLE, and qualified plans **9f** .00
- g** Interest on United States securities (e.g., U.S. Savings Bonds) and state and municipal bonds. **9g** .00
- h** Scholarships, fellowships, grants (see page 9), and military compensation or cash benefits **9h** .00
- i** Child support, maintenance payments, and other support money (court ordered) **9i** .00
- j** Wisconsin Works (W2), county relief, kinship care, and other cash public assistance (see page 9) **9j** .00
- 10** Add lines 7 through 9j. Enter here and on line 11a, at the top of page 2 **10** 59600.00





11 a Enter amount from line 10 here	11a	<u>59600</u>	<u>.00</u>
b Workers' compensation, income continuation, and loss of time insurance (e.g., sick pay)	11b		<u>.00</u>
c Gain from sale of home excluded for federal tax purposes (see instructions)	11c		<u>.00</u>
d Other capital gains not taxable	11d		<u>.00</u>
e Net operating loss carryforward and capital loss carryforward	11e		<u>.00</u>
f Income of nonresident spouse or part-year resident spouse; nontaxable income from sources outside Wisconsin; resident manager's rent reduction; clergy housing allowance; and nontaxable Native American income	11f		<u>.00</u>
g Partner's, LLC member's, and S corporation shareholder's distributive share of depreciation, Section 179 expense, depletion, amortization, and intangible drilling costs. If none was claimed, write "None" on federal Schedule E, Part II, near the entity's name	11g		<u>.00</u>
h Car or truck depreciation (standard mileage rate)	11h		<u>.00</u>
i Other depreciation, Section 179 expense, depletion, amortization, and intangible drilling costs ...	11i		<u>.00</u>
12a Subtotal. Add lines 11a through 11i	12a		<u>.00</u>
b Number of qualifying dependents. Do not count yourself or your spouse (see page 11) ____ x \$250 =	12b		<u>.00</u>
c Household income. Subtract line 12b from line 12a (if \$24,500 or more, no credit is allowed)	12c	<u>59600</u>	<u>.00</u>

Taxes and/or Rent See pages 11 to 14.

- Check here if your home was located on more than one acre of land and **was not** part of a farm; see **Schedule 1, page 3**.
- Check here if your home was located on more than one acre of land and **was** part of a farm.
- Check here if your home was used for purposes other than personal or farm use while you lived there in 2008; see **Schedule 2, page 3**.
- Check here if you received Wisconsin Works (W2) payments or county relief during 2008; see **Schedule 3, page 3**.

13 Homeowners – Net 2008 property taxes on your homestead, whether paid or not	13		<u>4300</u>	<u>.00</u>
14 Renters— Rent from your rent certificate(s), line 13a (or Shared Living Expenses Schedule). See pages 12 to 14.				
Heat included (13b of rent certificate is "Yes")	14a	<u>.00</u>	x .20 (20%) =	14b <u>.00</u>
Heat not included (13b of rent certificate is "No")	14c	<u>.00</u>	x .25 (25%) =	14d <u>.00</u>
15 Total of lines 13, 14b, and 14d (or amount from line 6 of Schedule 3)	15			<u>4300</u>

Don't delay your refund: ATTACH 2008 tax bill(s) (or closing statement) and/or original rent certificate(s). ATTACH ownership document (if the tax bill lists names other than yours). See page 12.

Credit Computation

16 Fill in the smaller of (a) amount on line 15 or (b) \$1,450	16		<u>1450</u>	<u>.00</u>
17 Using the amount on line 12c, fill in the appropriate amount from Table A (page 17)	17		<u>308</u>	<u>.00</u>
18 Subtract line 17 from line 16 (if line 17 is more than line 16, fill in 0; no credit is allowable) ...	18		<u>1142</u>	<u>.00</u>
19 Homestead credit – Using the amount on line 18, fill in the credit from Table B (page 18)	19		<u>916</u>	<u>.00</u>

If you file a Wisconsin income tax return, attach this claim behind Form 1, 1A, or 1NPR. Fill in your homestead credit (line 19) on line 32 of Form 1A; line 48 of Form 1; or line 73 of Form 1NPR. (If filing Form 1 or Form 1NPR, **ATTACH** a complete copy of your **federal** income tax return and schedules.) You cannot file Form WI-Z with a homestead credit claim.

Under penalties of law, I declare this homestead credit claim and all attachments are true, correct, and complete to the best of my knowledge and belief.

Claimant's signature _____ Spouse's signature _____ Date _____ Daytime phone number _____

Sign Here ▶

()

Mail to:
 Wisconsin Department of Revenue
 PO Box 34
 Madison WI 53786-0001



DON'T file this claim **UNLESS** a rent certificate or property tax bill (or closing statement) is included.

For Department Use Only

C					
---	--	--	--	--	--