

Complete form using **BLACK INK**


DO NOT STAPLE

Your social security number 		Spouse's social security number 	
Your legal last name		Legal first name	M.I.
If a joint return, spouse's legal last name		Spouse's legal first name	M.I.
Home address (number and street). If you have PO Box, see page 6.			
City or post office		State	Zip code

Filing status
(check below)

Single

Married filing joint return
(even if only one had income)



State election campaign fund
If you want \$1 to go to the State Election Campaign Fund, check here. You Your spouse
Designating an amount will not change your tax or refund.

Tax district Check below then fill in either the name of city, village, or town and the county in which you lived at the end of 2008.

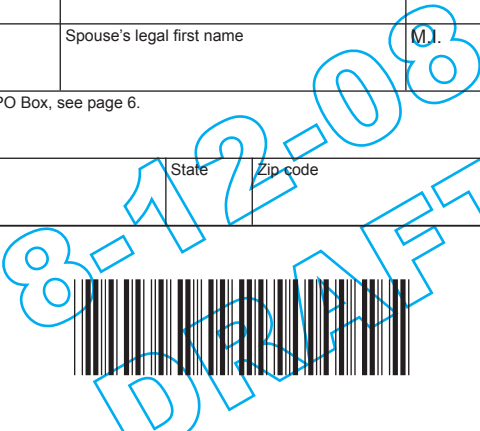
City Village Town

City, village, or town ▶ _____

County of ▶ _____








School district number (see page 19) _____

Special conditions _____



Print numbers like this → 0 1 2 3 4 5 6 7 8 9 Not like this → 0 1 4 7 NO COMMAS; NO CENTS

ENCLOSE withholding statements

1	Income from line 4 of federal Form 1040EZ	1	.00
2	If your parent (or someone else) can claim you (or your spouse) as a dependent, check here	2	<input type="checkbox"/>
3	Fill in the standard deduction for your filing status from table, page 27. But if you checked line 2, fill in the amount from worksheet on back.	3	.00
4	Subtract line 3 from line 1. If line 3 is larger than line 1, fill in 0	4	.00
5	Deduction for exemptions. Fill in \$700 (\$1,400 if married, or 0 if you checked line 2 – see instructions on back)	5	.00
6	Subtract line 5 from line 4. If line 5 is larger than line 4, fill in 0. This is your taxable income.	6	.00
7	Tax. Use amount on line 6 to find your tax using table, page 20	7	.00
8	School property tax credit		
8a	Rent paid in 2008 – heat included00	} Find credit from table page 11 8a _____ .00
	Rent paid in 2008 – heat not included00	
8b	Property taxes paid on home in 200800	▶ Find credit from table page 12 8b _____ .00
9	Working families tax credit – if line 1 is less than \$10,000 (\$19,000 if married filing joint), see page 12	9	
10	Married couple credit. Wages 10a Yourself _____ .00 (see instructions on reverse side) 10b Spouse _____ .00		
10c	Fill in smaller of 10a or 10b but no more than \$16,000 _____ .00 x .03 = ..	10c	.00
11	Add credits on lines 8a, 8b, 9, and 10c	11	.00
12	Subtract line 11 from line 7. If line 11 is larger than line 7, fill in 0. This is your net tax	12	.00
13	Sales and use tax due on out-of-state purchases (see page 13)	13	.00
14	Donations (decreases refund or increases amount owed)		
a	Endangered resources  _____ .00	e	Multiple sclerosis  _____ .00
b	Packers football stadium  _____ .00	f	Firefighters memorial  _____ .00
c	Breast cancer research  _____ .00	g	Prostate cancer research  _____ .00
d	Veterans trust fund  _____ .00	Total (add lines a through g) ▶ 14h _____ .00	
15	Add lines 12, 13, and 14h	15	.00

PAPER CLIP check or money order here

16	Amount from line 15	16	_____	.00
17	Wisconsin income tax withheld. Enclose readable withholding statements	17	_____	.00
18	If line 17 is larger than line 16, subtract line 16 from line 17 This is YOUR REFUND	18	_____	.00
19	If line 16 is larger than line 17, subtract line 17 from line 16 This is the AMOUNT YOU OWE	19	_____	.00

Third Party Designee Do you want to allow another person to discuss this return with the department (see page 16)? **Yes** Complete the following. **No**

Designee's name Phone no. () Personal identification number (PIN)

Sign below Under penalties of law, I declare that this return is true, correct, and complete to the best of my knowledge and belief.

Your signature Spouse's signature (if filing jointly, BOTH must sign) Date Daytime phone ()

Mail your return to: Wisconsin Department of Revenue
 If refund or no tax due PO Box 59, Madison WI 53785-0001
 If tax due PO Box 268, Madison WI 53790-0001

For Department Use Only
 R T MAN C

INSTRUCTIONS



Read "Which Form to File for 2008" on page 3 of the Form 1A instructions to see which form is right for you.

Line 9 Working Families Tax Credit You may claim a credit if line 1 of Form WI-Z is less than \$10,000 (\$19,000 if married filing a joint return). But, you cannot claim a credit if you can be claimed as a dependent on another person's return. See the instructions for line 21 of Form 1A.

Filling in Your Return Use black ink to complete the copy of the form that you file with the department. Round off cents to the nearest dollar. Drop amounts under 50¢ and increase amounts from 50¢ through 99¢ to the next dollar. If completing the form by hand, **do not use commas** when filling in amounts.

Line 10 Married Couple Credit If you are married and you and your spouse were both employed in 2008, you may claim the married couple credit. Complete the following steps:

Name and Address Print your legal name and address. If you filed a joint return for 2007 and are filing a joint return for 2008 with the same spouse, enter your names and social security numbers in the same order as on your 2007 return.

- (1) Fill in your 2008 wages on line 10a. Fill in your spouse's wages on line 10b.
- (2) Fill in the smaller of line 10a or 10b (but not more than \$16,000) in the space provided on line 10c.
- (3) Multiply the amount determined in Step 2 by .03 (3%).
- (4) Fill in the result (but not more than \$480) on line 10c.

Line 2 Dependents Check line 2 if your parent (or someone else) can claim you (or your spouse) as a dependent on his or her return. Check line 2 even if that person chose not to claim you.

Line 13 Sales and Use Tax Due on Out-of-State Purchases If you made purchases from out-of-state firms during 2008 and did not pay a sales and use tax, you may owe Wisconsin sales and use tax. See the instructions for line 26 of Form 1A.

Line 3 If you checked line 2, use this worksheet to figure the amount to fill in on line 3.

A. Wages, salaries, and tips included in line 1 of Form WI-Z. (Do not include interest income or taxable scholarships or fellowships not reported on a W-2.) A.	_____
B. Addition amount B.	300.00
C. Add lines A and B. If total is less than \$900, fill in \$900 C.	_____
D. Fill in the standard deduction for your filing status using table, page 27 D.	_____
E. Fill in the SMALLER of line C or D here and on line 3 of Form WI-Z. E.	_____

Line 14 Donations You may designate amounts as a donation to one or more of the programs listed on lines 14a through 14g. Your donation will either reduce your refund or be added to tax due. Add the amounts on lines 14a through 14g and fill in the total on line 14h. See the instructions for line 27 of Form 1A for further information on how your donation will be used.

Line 17 Wisconsin Income Tax Withheld Fill in the total amount of Wisconsin income tax withheld as shown on your withholding statements (W-2s). **Do not include income tax withheld for any state other than Wisconsin.** Enclose your withholding statements.

Line 5 A personal exemption is not allowed for a person who can be claimed as a dependent on someone else's return. If you are single and can be claimed as a dependent, fill in 0 on line 5. If you are married and both spouses can be claimed as a dependent, fill in 0 on line 5. If you are married and only one of you can be claimed as a dependent, fill in \$700 on line 5.

Line 18 or 19 Fill in line 18 or 19 to determine your refund or amount you owe. If you owe an amount, write your social security number on your check or money order.

Paper clip it to Form WI-Z. See page 15 of the Form 1A instructions for information on paying by credit card.

Third Party Designee See page 16 of the Form 1A instructions.

Lines 8a and 8b School Property Tax Credit You may claim a credit if, during 2008, you paid rent for living quarters used as your primary residence OR you paid property taxes on your home. See the instructions for lines 19a and 19b of Form 1A. The total credits on lines 8a and 8b cannot exceed \$300.

Sign and Date Your Return Form WI-Z is not a valid return unless you sign it. If married, your spouse must also sign.

Enclosures See Form 1A instructions (page 16) for enclosures that may be required. Do not enclose a copy of your federal return.